

# International Testing Standards

for

# Rescue Dog Tests

of the

International Canine Federation  
(Fédération Cynologique Internationale FCI)



and the

International Rescue Dog Organisation (IRO)



## **Preamble**

These Testing Standards for Rescue Dogs were developed jointly by the FCI Commission for Rescue Dogs and the IRO (International Rescue Dog Organisation) and approved by the Board of Directors of the FCI and by the General Meeting of the IRO. These standards replace the existing Testing Standards for Rescue Dogs of the FCI and the IRO. These standards were deliberated and drawn up in the German language. In any cases of doubt regarding translations into other languages, the German language version shall be deemed the authoritative version.

These Testing Standards will be valid for a period of 5 years upon which they will be reviewed, changed, adapted and/or updated, if necessary, based on practical experiences. Any changes require the official approval of the responsible bodies of the FCI and the IRO. These Testing Standards apply to all member organisations / federations of the FCI and the IRO.

Resolved by the Board of Directors of the FCI

in December 2011

and by the Delegates Meeting of the IRO

on 9<sup>th</sup> April 2011 in Samoreau, France

**Valid as of 1<sup>st</sup> January 2012**



<b>Rescue Dog Suitability Test Area Search</b>	<b>RH-FL E .....</b>	<b>18</b>
<b>Scent work for RH-FL E</b>	<b>Section A.....</b>	<b>18</b>
Assessment criteria and total possible points .....		18
General rules .....		18
Permitted commands.....		18
Performance rules .....		19
Assessment .....		19
<b>Rescue Dog Suitability Test Rubble Search</b>	<b>RH-T E.....</b>	<b>20</b>
<b>Scent work for RH-T E</b>	<b>Section A.....</b>	<b>20</b>
Assessment criteria and total possible points .....		20
General rules .....		20
Permitted commands.....		20
Performance rules .....		21
Assessment .....		21
<b>Obedience and Dexterity for RH-F E, FL E, T E</b>	<b>Section B.....</b>	<b>22</b>
<b>General Rules</b> .....		22
Performance Rules .....		22
1. Heeling.....	10 Points.....	22
2. Walking through a group of people .....	10 Points.....	23
3. Off leash heeling .....	10 Points.....	24
4. Tunnel.....	10 Points.....	24
5. Traversing of unpleasant surfaces .....	10 Points.....	25
6. Carrying and handing over the dog.....	10 Points.....	25
7. Laying down while distracted .....	10 Points.....	26
8. Traversing an elevated rigid wooden board.....	15 Points.....	26
9. Obstacles.....	15 Points.....	27
<b>Rescue Dog Suitability Test - Avalanche</b>	<b>RH-L E.....</b>	<b>28</b>
<b>Scent Work for RH-L E</b>	<b>Section A.....</b>	<b>28</b>
Assessment criteria and total possible points .....		28
General rules .....		28
Permitted commands.....		28
Performance rules .....		29
Assessment .....		29

<b>Obedience and Dexterity for RH-L E</b>	<b>Section B</b>	<b>30</b>
General rules		30
Performance rules		30
1. Heeling	10 Points	30
2. Walking through a group of people	10 Points	31
3. Off leash heeling	15 Points	31
4. Transportability	10 points	32
5. Carrying and handing over the dog	10 points	32
6. Laying down while distracted	15 Points	33
7. Following ski tracks	15 points	34
8. Directability at a distance	15 points	34
<b>Rescue Dog Suitability Test Water</b>	<b>RH-W E</b>	<b>36</b>
<b>Water rescue for RH-W E</b>	<b>Section A</b>	<b>36</b>
Assessment criteria and total possible points		36
General rules		36
Performance rules:		36
1. Retrieval from the water	20 Points	36
2. Bringing a rescue device starting from the shore	20 Points	37
3. Retrieval of a person starting from the shore	60 Points	37
<b>Obedience and Dexterity for RH-W E</b>	<b>Section B</b>	<b>38</b>
General rules		38
Performance rules		38
1. Heeling	10 Points	38
2. Walking through a group	10 Points	39
3. Off leash heeling	10 Points	39
4. Riding on a surfboard	15 Points	40
5. Carrying and handing over the dog	10 Points	40
6. Laying down while distracted	10 Points	41
7. Travelling in a boat	15 Points	42
8. Distance swimming	20 Points	42

<b>Rescue Dog Practice Tracking Test Level A</b>	<b>RH-F A</b>	<b>43</b>
<b>Scent work for RH-F A</b>	<b>Section A</b>	<b>43</b>
Assessment criteria and total possible points		43
General rules		43
Permitted commands		44
Performance rules		44
Assessment		44
<b>Rescue Dog Practice Tracking Test Level B</b>	<b>RH-F B</b>	<b>46</b>
<b>Scent work for RH-F B</b>	<b>Section B</b>	<b>46</b>
Assessment criteria and total possible points		46
General rules		46
Permitted commands		47
Performance rules		47
Assessment		47
<b>Rescue Dog Area Search Test A</b>	<b>RH-FL A</b>	<b>49</b>
<b>Scent work for RH-FL A</b>	<b>Section A</b>	<b>49</b>
Assessment criteria and total possible points		49
General rules		49
Permitted commands		49
Performance rules		49
Assessment		50
<b>Rescue Dog Area Search Test B</b>	<b>RH-FL B</b>	<b>51</b>
<b>Scent work for RH-FL B</b>	<b>Section A</b>	<b>51</b>
Assessment criteria and total possible points		51
General rules		51
Permitted commands		51
Performance rules		52
Assessment		52
<b>Rescue Dog Rubble Search Test A</b>	<b>RH-T A</b>	<b>53</b>
<b>Scent work for RH-T A</b>	<b>Section A</b>	<b>53</b>
Assessment criteria and total possible points		53
General rules		53
Permitted commands		54
Performance rules		54
Assessment		54

<b>Rescue Dog Rubble Search Test B</b>	<b>RH-T B .....</b>	<b>55</b>
<b>Scent work for RH-T B</b>	<b>Section A.....</b>	<b>55</b>
Assessment criteria and total possible points .....		55
General rules .....		55
Permitted commands.....		56
Performance rules .....		56
Assessment .....		56
<b>Obedience and Dexterity for RH-F, FL, T</b>	<b>Section B.....</b>	<b>58</b>
Assessment criteria and total possible points .....		58
General rules: .....		58
Performance rules: .....		59
1. Off leash heeling .....	10 points.....	59
2. Distance control.....	10 points.....	60
3. Retrieval on flat ground.....	10 points.....	60
4. Unstable plank.....	10 points.....	61
5. Ladder.....	10 points.....	61
6. Tunnel.....	10 points.....	62
7. Directability at a distance .....	10 points.....	63
8. Carrying and handing over the dog.....	10 points.....	64
9. Laying down while distracted .....	20 points.....	64
<b>Rescue Dog Avalanche Test A</b>	<b>RH-L A .....</b>	<b>66</b>
<b>Scent work for RH-L A</b>	<b>Section A.....</b>	<b>66</b>
Assessment criteria and total possible points .....		66
General rules .....		66
Permitted commands.....		67
Performance rules .....		67
Assessment .....		68
<b>Rescue Dog Avalanche Test B</b>	<b>RH-L B .....</b>	<b>69</b>
<b>Scent work for RH-L B</b>	<b>Section A.....</b>	<b>69</b>
Assessment criteria and total possible points .....		69
General rules .....		69
Permitted commands.....		70
Performance rules .....		70
Assessment .....		71

<b>Obedience and Dexterity for RH-L</b>	<b>Section B</b>	<b>72</b>
Assessment criteria and total possible points		72
General rules:		72
Performance rules:		73
1. Off leash heeling	10 points	73
2. Distance control	10 points	74
3. Retrieval on flat ground	10 points	74
4. Directability at a distance	10 points	75
5. Carrying and handing over the dog	10 points	76
6. Laying down while distracted	20 points	76
7. Following ski tracks	20 points	77
8. Transportability	10 points	77
<b>Rescue Dog Water Test A</b>	<b>RH-W A</b>	<b>79</b>
<b>Water rescue for RH-W A</b>	<b>Section A</b>	<b>79</b>
Assessment criteria and total possible points		79
General rules		79
Permitted commands		79
Performance rules:		79
Bringing a rescue device starting from the shore	20 points	79
Retrieval of a person starting from the shore	60 points	80
Bringing a rescue device starting from the boat	20 points	80
Retrieval of a person starting from the boat	60 points	81
Transport of an unseaworthy boat	40 points	81
<b>Rescue Dog Water Test B</b>	<b>RH-W B</b>	<b>82</b>
<b>Water rescue for RH-W B</b>	<b>Section A</b>	<b>82</b>
Assessment criteria and total possible points		82
General rules		82
Permitted commands		82
Performance rules:		82
Bringing a rescue device starting from the shore	20 points	82
Retrieval of a person starting from the shore	60 points	83
Bringing a rescue device starting from the boat	20 points	83
Retrieval of a person starting from the boat	60 points	83
Transport of an unseaworthy boat	40 points	84



<b>Obedience and Dexterity for RH-W</b>	<b>Section B</b>	<b>85</b>
Assessment criteria and total possible points		85
General rules:		85
Performance rules:		86
1. Off leash heeling	10 points	86
2. Distance control	10 points	87
3. Carrying and handing over the dog	10 Points	87
4. Retrieval from water, throw from the shore	10 Points	88
5. Climbing and travelling on a surfboard	10 Points	89
6. Directability at a distance	10 Points	89
7. Laying down while distracted	10 points	90
8. Distance swimming	20 Points	90
9. Travelling in a boat	10 Points	91
<b>Addendum</b>		<b>92</b>
General abbreviations		92
Scheme 1: Off Leash Heeling Suitability Test		93
Scheme 2: Off Leash Heeling Level A and B		94
Scheme 3: Control at a Distance		95
Scheme 4: Directability at a distance		95

## Testing structure

The International Testing Standards for Rescue Dogs (IPO-R) include the following categories and levels:

- Rescue Dog Suitability Test - Tracking                      RH-F E  
  Rescue Dog Tracking Test A                                      RH-F A  
  Rescue Dog Tracking Test B                                      RH-F B
- Rescue Dog Suitability Test - Area                              RH-FL E  
  Rescue Dog Area Search Test A                                   RH-FL A  
  Rescue Dog Area Search Test B                                   RH-FL B
- Rescue Dog Suitability Test - Rubble                            RH-T E  
  Rescue Dog Rubble Search Test A                                RH-T A  
  Rescue Dog Rubble Search Test B                                RH-T B
- Rescue Dog Suitability Test - Avalanche                      RH-L E  
  Rescue Dog Avalanche Test A                                    RH-L A  
  Rescue Dog Avalanche Test B                                    RH-L B
- Rescue Dog Suitability Test - Water                            RH-W E  
  Rescue Dog Water Test A    RH-W A  
  Rescue Dog Water Test B    RH-W B

Every dog handler may start in any category with either the Rescue Dog Suitability Test or any other test of their choice at Level A.

Participation in a Level B test is conditional upon the dog rescue team (RHT) having passed the Level A test in the relevant category.

After failing a test, the dog must wait at least five days before re-taking a test of the same category.

## **General Rules**

### **General information**

The rescue dog tests are designed to qualify each dog for its area of use. Successful completion of a test is proof of proper rescue dog training in that particular discipline. This is one of the basic requirements for determining mission readiness in participating organisations.

Mission readiness is determined and awarded by its home organisations, which can stipulate further requirements such as additional dog handler skills, electronic communication skills, alpine rescue, age limits for both dog and handler, physical fitness, personal equipment preparedness, First Aid courses, periodic re-testing, etc.

Rescue dog tests can be held throughout the year. If the safety of the handler or dog is in question, testing must be postponed to a later date. There must be due compliance with safety and environmental regulations.

The verification of the dog's identity through checking the tattoo or microchip has to be possible. Not identifiable dogs have to be described in a document for the umbrella organisation of the organising NRO by the incumbent judge.

Dogs may take part in the rescue dog tests regardless of size, breed or pedigree certificate. A handler may only enter one testing event on any given day but is allowed to lead more than one dog. After successfully completing a test at Level A in the relevant category, the dog may immediately proceed to Level B in the relevant category as long as it meets age requirements. Handlers are allowed to lead more than one dog. A dog may not be led by several handlers within a testing event. Bitches in heat may participate in all tests, but must be kept apart from all the other participants and are to be tested last at the end of the event.

Sick and possibly contagious dogs are excluded from tests and must not be taken to the test site.

If the dog shows poor obedience, the judge will give the handler three chances to recall the dog. If this exercise will be accomplished after the second command, the exercise will be down graded with two grades. If the dog shows no obedience after the third voice command the exercise has to be discontinued. The judge decides the moment for the voice command.

The judge is entitled to discontinue the activity if the dog is quite clearly ill-prepared, displays insufficient willingness to work, is obviously not under the control of its handler, or if physical limitations can be clearly identified. The judge is entitled to give a warning to the handler if he reacts unsportmanlike or uses improper aid. After the first warning 5 points will be taken off, after the second warning the discipline will be discontinued and graded with unsatisfactory. Gross unsportsmanlike conduct by the handler, or aggressive behaviour from the dog, entitles the judge to immediately disqualify the RHT.

### **Types of alert**

#### **Barking**

Whilst barking the dog clearly homes in on the victim or the location of his/her scent and barks continuously and in direction until the handler appears and the alert is over.

The dog must not touch the victim. When hiding places are enclosed but accessible to the dog, it should indicate the precise location of the scent source through direction giving behaviour.

### **Bringsel**

A special collar, on which a “bringsel” is fixed, is fitted on the dog if it is doing bringsel work. The collar has to have a releasing mechanism which protects the dog from injuries. When it has found the person the dog takes the bringsel to the handler. There is no need for it to sit during the handover of the bringsel. Once the bringsel has been removed, and at the order of the handler, the dog takes the handler directly and independently to the victim. Whilst doing so, the handler must be in constant contact with his dog. The dog may be taken on a leash with any length for this purpose.

### **Recall**

During recall the dog takes the quickest route back and forth between handler and victim, thereby leading the handler to the victim or the place of alert. In addition, the dog must clearly show the handler the sort of behaviour that can clearly be interpreted as alert behaviour. The dog handler notifies the judge of this type of behaviour before the scent work begins.

### **Pawing**

At the avalanche work also pawing at the place of alert is a correct type of alerting. It has to be carried out clearly and with the target to ingress. Pawing can also be shown in combination with barking.

## **Testing authorisation**

The permit to hold an event is issued by the responsible umbrella organisation of the event organiser (FCI-LAO or IRO-NRO). Test results are mutually recognised by all FCI-LAOs and IRO-NROs. A testing event competition can only be held when there are at least 4 participating dog handlers.

## **Test organisation**

The Test Organising Officer is responsible for the organisational portion of the testing event. He handles and oversees all the necessary work for the preparation and execution of tests, especially the set-up of the track circuit for the disciplines obedience and dexterity in accordance with the judge. The Test Organising Officer is available to the judge for the entire duration of the test. He has to be appointed to the judge at least 14 days before the event starts.

## **Liability**

The dog handler is liable for himself and his dog in the event of any accidents during the testing event. The owner of the dog must pay for any injuries or damages caused by his dog. He must therefore be insured as a dog handler against such losses. All instructions given by the judge or Test Organising Officer are to be accepted and voluntarily executed at the handler's own risk. Proof of officially required vaccinations (vaccination certificate) must be furnished to the responsible judge or Test Organising Officer before the test upon request.

## **Age limit**

The dog must have reached the required minimum age on the day of test.

- Suitability test 14 months
- A test 18 months
- B test 20 months

## **Temperament check**

The judge is to observe the temperament of the dog at the start of and throughout the whole test. The judge is obliged to disqualify any animal showing obvious temperament inadequacies and to note this down in the log book.

The temperament check includes:

- Confidence and composure of the dog around strangers.
- Confidence and composure during unexpected disturbances.
- Resilience during difficult situations such as extended work periods, many dogs working simultaneously, extremes in temperature and weather, presence of dust and smoke, or strong, unpleasant odours etc.
- Additional temperament inadequacies such as gun shyness, nervousness and its associated aggressiveness, aggressive disposition, fearfulness etc.

## **Duties of the test participant**

Every dog handler is obliged to meet registration deadlines. Any delay in arrival is to be reported to the Test Organising Officer immediately. Every handler taking part in a test must arrive suitably equipped and clothed for the relevant test category. Dogs must be on the leash in start position when signing in and out with the judge. The handler is to comply with the instructions of the judge and the Test Organising Officer.

Every handler is obliged to complete all disciplines, even if he has not reached the minimum score in a discipline.

## **Permitted aids**

The following aids are permitted as a means of tactical support for search work specifically during the scent work:

- Whistle:  
Before the activity begins the judge must be notified about the use of audible whistle sounds.
- Identifying harness and/or chain collar.  
Lights and/or bells are allowed.
- Water and/or sponge

## **Log book**

The log book issued by the national organisation is mandatory for every test participant and must be registered by the FCI-LAO or the IRO-NRO. It must be presented to the Test Organising Officer prior to tests. The test score is to be entered by the Test Organising Officer and confirmed and signed by the judge.

If the performance of a dog is registered in several documents of the FCI-LAO or IRO-NRO, all performance records must be duly presented and the test score entered.

The test is complete when the results have been announced and entered into the log book and returned to the handler. Any premature termination of the test is to be recorded in the log book along with an explanation.

## Scoring

The performances shown are awarded a qualification and score points. The grades and accompanying points must accurately reflect the performance of each exercise.

In case of equal scores at events with ranking order, the deciding factor shall be the number of points scored in the individual sections in the following order: A. Scent Work B. Obedience and Dexterity.

Only whole points may be awarded in the overall assessment. Fractional points may, however, be awarded for individual exercises. If the sum total of a section adds up to a fractional number, this is to be rounded up or down according to the overall impression of the performance in this section.

In order to pass a test, the dog must have obtained at least 70% of the possible points in each discipline.

### Scoring table

Score	Excellent	Very good	Good	Satisfactory	Unsatisfactory
5 points	5.0	4.5	4.0	3.5	3.0 - 0
7 points	7.0	6.5	6.0	5.5 - 5.0	4.5 - 0
8 points	8.0	7.5	7.0 - 6.5	6.0	5.5 - 0
10 points	10.0	9.5 - 9.0	8.5 - 8.0	7.5 - 7.0	6.5 - 0
15 points	15.0 - 14.5	14.0 - 13.5	13.0 - 12.0	11.5 - 10.5	10 - 0
20 points	20.0 - 19.5	19.0 - 18.0	17.5 - 16.0	15.5 - 14.0	13.5 - 0
25 points	25.0 - 24.0	23.5 - 22.5	22.0 - 20.0	19.5 - 17.5	17.0 - 0
30 points	30.0 - 29.0	28.5 - 27.0	26.5 - 24.0	23.5 - 21.0	20.5 - 0
35 points	35.0 - 33.5	33.0 - 31.5	31.0 - 28.0	27.5 - 24.5	24.0 - 0
40 points	40.0 - 38.5	38.0 - 36.0	35.5 - 32.0	31.5 - 28.0	27.5 - 0
50 points	50.0 - 48.0	47.5 - 45.0	44.5 - 40.0	39.5 - 35.0	34.5 - 0
60 points	60.0 - 57.5	57.0 - 54.0	53.5 - 48.0	47.5 - 42.0	41.5 - 0
70 points	70.0 - 67.0	66.5 - 63.0	62.5 - 56.0	55.5 - 49.0	48.5 - 0
80 points	80.0 - 76.5	76.0 - 72.0	71.5 - 64.0	63.5 - 56.0	55.5 - 0
90 points	90.0 - 86.0	85.5 - 81.0	80.5 - 72.0	71.5 - 63.0	62.5 - 0
100 points	100 - 95.5	95.0 - 90.0	89.5 - 80.0	79.5 - 70.0	69.5 - 0
120 points	120 - 114.5	114 - 108.0	107.5 - 96.0	95.5 - 84	83.5 - 0
140 points	140 - 133.5	133 - 126.0	125.5 - 112.0	111.5 - 98.0	97.5 - 0
200 points	200 - 190.5	190 - 180.0	179.5 - 160	159.5 - 140	139.5 - 0
300 points	300 - 285.5	285 - 270.0	269.5 - 240	239.5 - 210	209.5 - 0
<b>Percentage</b>	<b>&gt; 95 %</b>	<b>95 - 90 %</b>	<b>89 - 80 %</b>	<b>79 - 70 %</b>	<b>69 - 0 %</b>

## Score sheets

The documentation of test results is to be conducted according to national regulations.

## Rescue dog judges

The tests may only be carried out by judges approved by the umbrella organisation of the organiser (FCI or IRO). All judging rules and regulations of the organiser's umbrella organisation apply.

A judge may evaluate a maximum of 36 units in one day.

The sections are weighted as follows:

- |             |                         |                  |         |
|-------------|-------------------------|------------------|---------|
| • Section A | scent work              | Suitability Test | 2 units |
| • Section A | scent work              | level A          | 2 units |
| • Section A | scent work              | level B          | 2 units |
| • Section A | water rescue            | Suitability Test | 2 units |
| • Section A | water rescue            | level A          | 2 units |
| • Section A | water rescue            | level B          | 2 units |
| • Section B | obedience and dexterity | Suitability Test | 1 unit  |
| • Section B | obedience and dexterity | level A          | 1 unit  |
| • Section B | obedience and dexterity | level B          | 1 unit  |

The judge's decision is final.

<b>Rescue Dog Suitability Test Tracking</b>		<b>RH – F E</b>
Consists of:	Scent Work	100 Points
	Obedience and Dexterity	100 Points
	Total Possible Points	200 Points

**Scent Work for RH – F E** **SECTION A**

**Scoring criteria and Total Possible Points**

Total Possible Points	100 Points
Alerting Exercise	20 Points
Adherence to Scent Track	50 Points
Objects 3 x 10 Points	30 Points

**General Rules**

Composition of the track:

- Own trail: 400 paces (length of pace 70 cm), age: 20 minutes. 2 right angles. The handler walks the entire trail at a normal pace; whilst laying the trail he must not scrape the surface or stop.
- Starting point: signposted (left). After waiting a short time the handler walks at a normal pace in the direction indicated.
- Articles: 3 well-worn objects of daily use belonging to the handler, maximum shoe size, not markedly different in colour from the terrain. The articles must be placed on, not next to, the scent trail. The first object is laid on the first track, the second on the second track and the third at the end of the trail.
- Time limit: maximum 15 minutes. The search time begins when the dog starts its search.

**Permitted commands**

A voice command for “Search”. The voice command is permitted when tracking begins and after any object. Occasional praise and occasional voice commands for “Search” are also allowed.

**Performance rules**

**Alert exercise**

The alert exercise is to be held outside the area that is to be used subsequently for the search.

The victim must make his way to the place of alert without the dog being able to observe this. On the instructions of the judge the handler makes the dog search-ready



and sends it, with a single voice command and hand signal, to the victim, who can be seen sitting or lying 30 m away. The dog must alert clearly and with no help from the handler. Permitted types of alert to the victim are barking, bringsel or recall. The handler confirms the alert. Depending on the type of alert, the handler goes to the victim or is taken to him by the dog. The handler lets the dog off the leash approx. 3 m from the indicated victim. The dog must remain calm whilst the handler approaches the victim directly. On the instructions of the judge the handler is to collect his dog and report to the judge to sign out.

### **Search work**

The test participant must wait with his dog search-ready until called. The search-ready dog may be led off leash or by a 10 m leash on a chain collar or harness. There must be no use of force prior to the tracking task, during the preparation time and throughout the entire tracking task.

The handler reports to the judge with his dog on the leash. Permitted types of alerts on finding the articles are picking up or indicating, or both alternately. When picking up, the dog can stand still, sit down or come to the handler. When indicating, the dog can lie, sit or stand.

If necessary, the handler takes his dog off the leash and instructs it to commence the search. The handler follows his dog and must also stay at a distance of 10 m during an off-leash search. As soon as the dog has found the article, it must immediately pick it up or forcefully indicate without any influence from the handler. If the dog has indicated the object, the handler makes his way to his dog. The handler lifts up the object to show that the dog has found it. The handler then continues the tracking task with his dog.

The Tracking Search, Suitability Test, section is completed when the found articles are shown, the dog handler reports to the judge and signs out and the judge announces the marks.

## **Assessment**

### **Alert exercise**

The judge assesses the independent alert of the victim by the dog.

Any harassment of the victim by the dog is duly penalised.

Any injury to a victim by the dog leads to disqualification.

If the alert behaviour of the dog is triggered by the dog handler and/or the victim, this exercise is to be awarded 0 points.

### **Search work**

The judge assesses picking up and following the trail and indicating the found articles.

The dog should display positive behaviour during the search and be confident when indicating the objects. Slight deviation from the trail is not a fault, as long as the dog is able to continue to follow it independently.

Every article that is not found scores 0 points. Any article that is not indicated independently by the dog is marked as not found.

The task is cut short by the judge if the handler is more than 10 m away from the trail. The judge may allow a greater distance on difficult terrain. The work will definitely be cut short if the judge is under the impression that the dog is no longer able to pick up the trail by itself.

## **Rescue Dog Suitability Test Area Search** **RH-FL E**

Consists of:	Scent work	100 Points
	Obedience and dexterity	100 Points
	Total possible points	200 Points

## **Scent work for RH-FL E** **Section A**

### **Assessment criteria and total possible points**

Total possible points		100 Points
Execution of task	The work rate and directability of the dog should come under particular scrutiny.	30 Points
Victim alert		70 Points

### **General rules**

- Search area: 5000 m<sup>2</sup>, open and covered terrain.
- Victims: 1 victim.  
Visual and physical contact must be possible for the dog. The hiding place of the victims may be changed after every dog. Hiding places can be used more than once.  
After being given a description of his role, the victim takes up his position as instructed by the judge before the task begins. The rescue dog team should not see the victim's placement. The victim is there to assist the judge; he must lie or sit and remain quiet, without giving the handler and / or the dog any help whatsoever.
- Time limit: maximum 10 minutes.  
The search time begins when the dog starts its search.

### **Permitted commands**

Repeated and familiar voice commands and hand signals are permitted.

## **Performance rules**

The test participant must wait with his dog search-ready out of sight of the search area until called. The search-ready dog may wear an identifying harness and / or a chain collar. The judge will give a verbal description of the search area, which is visually demarcated or has clearly identifiable boundaries. The handler may choose his own route through the area.

Before beginning the search, the dog handler notifies the judge of the type of alert his dog will give. Permitted types of alert are barking, bringsel and recall.

The judge instructs the victim to move to the allocated hiding place.

The search task begins at the command of the judge.

The handler instructs the dog to search at what appears to be an appropriate point. Once it is clear that the dog has been released, the judge gives the handler permission to leave the starting point. The dog is to comb the site at the command of its handler.

While alerting, the dog may receive absolutely no support from the dog handler and / or the victim. The dog handler must report the alert to the judge and may not go to his dog until instructed to do so by the judge. The dog must alert clearly and forcefully when the victim is found, until his handler reaches him. The alert must be carried out within a maximum 2-metre radius of the victim.

The Area Search, Aptitude Test, section is completed when the dog handler reports to the judge and signs out and the judge announces the marks.

## **Assessment**

Shortcomings in the dog's directability, intensity of search, agility and independence, and any harassment of a victim by the dog are duly penalised. An alert which is not confirmed by the dog handler is a fault, but is not to be marked as a false alert.

If the alert behaviour of the dog is triggered by the dog handler and / or the victim, this victim alert will be awarded 0 points.

The first false alert will be marked as minus 20 points.

A second false alert will lead to the scent work being abandoned.

The test cannot be passed if a victim is not found.

Any injury to a victim by the dog leads to disqualification.

## **Rescue Dog Suitability Test Rubble Search** **RH-T E**

Consists of:	Scent work	100 Points
	Obedience and dexterity	100 Points
	Total possible points	200 Points

### **Scent work for RH-T E** **Section A**

#### **Assessment criteria and total possible points**

Total possible points		100 Points
Execution of task	The work rate and directability of the dog should come under particular scrutiny.	30 Points
Victim alert		70 Points

#### **General rules**

- Search area: destroyed or partially destroyed building, may consist of different building materials, at least 400 – 600 m<sup>2</sup>, on one level.  
The dog handler and judge must be able to see into the search area.
- Victims: 1 victim, concealed.  
The dog may have visual and / or physical contact. Hiding places may be used more than once, but there is to be no danger of false alerts when changing hiding places. Hiding places used must remain unconcealed when unoccupied.  
The victim must be in position 10 minutes before the dog begins to search. There must be due compliance with safety regulations. The victim is there to assist the judge and must remain quiet, without giving the handler and / or the dog any help whatsoever.
- Time limit: maximum 15 minutes.  
The search time begins when the dog starts its search.

#### **Permitted commands**

Repeated and familiar voice commands and hand signals are permitted.

## **Performance rules**

The test participant must wait with his dog out of sight of the search area until called. The handler is given a drawing of the site. The search area is visually demarcated or has clearly identifiable boundaries.

Before beginning the search, the dog handler notifies the judge of the type of alert his dog will give. Permitted types of alert are barking, bringsel and recall.

The search-ready dog is to begin the search without an identifying harness or collar at a point the dog handler deems correct. A collar may only be used for the attachment of a bringsel and must be fitted with a release mechanism as a protection against injury. The dog is to search the site at the command of its handler. The handler may follow his dog into the ruins as soon as ordered to do so by the judge.

While alerting, the dog may receive absolutely no support from the dog handler and / or the victim. The dog handler must report the alert to the judge and may not go to his dog until instructed to do so by the judge. The dog must alert clearly, forcefully and in the right direction to show the location of the scent / the place of alert until his handler reaches him. The handler must clearly identify the place where the dog has picked up the scent.

The Rubble Search, Aptitude Test, section is completed when the dog handler reports to the judge and signs out and the judge announces the marks.

## **Assessment**

Shortcomings in the dog handler's tactics or in the dog's directability, intensity of search, agility and independence are duly penalised. An alert which is not confirmed by the dog handler is a fault, but is not to be marked as a false alert.

If the alert behaviour of the dog is triggered by the dog handler and / or the victim, this victim alert will be awarded 0 points.

The first false alert will be marked as minus 20 points.

A second false alert will lead to the scent work being abandoned.

The test cannot be passed if the victim is not found.

## **Obedience and Dexterity for RH-F E, FL E, T E**

## **Section B**

Rescue Dog-	Suitability Test	RH-F	E
Rescue Dog-	Suitability Test	RH-FL	E
Rescue Dog-	Suitability Test	RH-T	E

### **Scoring criteria and Total Possible Points**

Total Possible Points	100 Points
Exercise 1: Heeling	10 Points
Exercise 2: Walking through a group of people	10 Points
Exercise 3: Off leash heeling	10 Points
Exercise 4: Tunnel	10 Points
Exercise 5: Traversing of unpleasant surfaces	10 Points
Exercise 6: Carrying and handing over the dog	10 Points
Exercise 7: Lying down while distracted	10 Points
Exercise 8: Traversing an elevated rigid wooden board	15 Points
Exercise 9: Traversing of 3 different obstacles	15 Points

### **General Rules**

The start and execution of the exercises are to be announced by the judge or a person he appoints. The dog should carry out the exercise willingly and quickly. In the start position, the dog must sit close to the handler on his left side, oriented directly forward, and its shoulder may not be further forward than the handler's knee.

Two gunshots (calibre 6-9 mm) have to be fired during the off leash heeling. The dog must be indifferent to the gunshots. Should the dog show any gun-shyness, it will be disqualified from the test. If the dog becomes agitated during the shooting, this will be considered acceptable as long as it remains under the control of its handler. Only a dog that reacts indifferently to gunshots can be awarded full points.

The dog must be on the leash when signing in and out and as well during exercise 1 and 2.

### **Performance Rules**

#### **1. Heeling**

**10 Points**

##### Exercise requirements:

The attached diagram for heeling and off leash heeling of the suitability test must be followed. As a sole exception, depending on local conditions, the judge may change the direction of the angles, which must be the same for all test examinees.

##### Permitted commands:

Either a short voice command or a hand signal for heel, which may be given at the start and again when changing pace.

### Conduct of exercise:

From the start position, the dog must be attentive to the handler's voice command heel and obey willingly and directly, and heel going to the left side of the dog handler and remaining oriented directly forward, with its shoulder no further forward than the handler's knee. When the handler stops, the dog must sit quickly, without assistance and remain oriented forward.

At the beginning of the exercise the RHT is to take 50 steps at normal pace straight down the middle line without stopping; upon turning around and an additional 10-15 steps at normal pace, the RHT must demonstrate both the running pace and the slow pace for at least ten steps each. Change of pace from running to a slow pace must be achieved abruptly with no steps being taken in between.

The RHT then goes a few steps at normal pace and demonstrates the first corner on a track of 20-25 steps without a change of pace, the second corner on a track of 25-30 steps, turns around, a further 10-15 steps at normal pace and a start position. A further 10-15 steps at normal pace are followed by a corner and 20-25 steps at normal pace back to the middle line and another start position.

### Assessment:

Running ahead, straying to the side, lagging behind, slow or hesitant sitting, a dispirited attitude by the dog, and additional voice commands/ hand signal or physical assistance from the handler, will be penalised.

## **2. Walking through a group of people**

**10 Points**

### Exercise requirements:

The group must consist of at least four people incl. the 2nd dog handler, and must have two people each with a dog on the leash (dog and bitch). The group moves in a circle in a clockwise direction.

### Permitted commands:

Either a short voice command or a hand signal for heel may be given again at every start.

### Conduct of exercise:

From the start position the dog handler passes close by the circle of people with his dog on the leash, starting from the outside and going at normal pace in an anti-clockwise direction so that the dog to be tested directly encounters each of the dogs brought along by the group. The RHT stops once at which the group continues to move and at least one person passes the RHT.

Making a figure eight, the dog handler then leads his dog through the group at normal pace, stops in the middle and his dog takes up the start position independently. The RHT then leaves the group at normal pace and completes this exercise with a start position.

### Assessment:

Running ahead, straying to the side, lagging behind, slow or hesitant sitting, a dispirited attitude by the dog, and additional voice commands / hand signal or physical assistance from the handler, will be penalised.

### **3. Off leash heeling**

**10 Points**

#### Exercise requirements:

The attached diagram for heeling and off leash heeling of the suitability test must be followed. As a sole exception, depending on local conditions, the judge may change the direction of the angles, which must be the same for all test examinees.

#### Permitted commands:

Either a short voice command or a hand signal for heel, which may be given at the start and again when changing pace.

#### Conduct of exercise:

From the start position, the dog must be attentive to the handler's voice command heel and obey willingly and directly, and heel going to the left side of the dog handler and remaining oriented directly forward, with its shoulder no further forward than the handler's knee. When the handler stops, the dog must sit quickly, without assistance and remain oriented forward.

At the beginning of the exercise the RHT is to take 50 steps at normal pace straight down the middle line without stopping; upon turning around and an additional 10-15 steps at normal pace, the RHT must demonstrate both the running pace and the slow pace for at least ten steps each. Change of pace from running to a slow pace must be achieved abruptly with no steps being taken in between.

The RHT then goes a few steps at normal pace and demonstrates the first corner on a track of 20-25 steps without a change of pace, the second corner on a track of 25-30 steps, turns around, a further 10-15 steps at normal pace and a start position. A further 10-15 steps at normal pace are followed by a corner and 20-25 steps at normal pace back to the middle line and another start position.

#### Assessment:

Running ahead, straying to the side, lagging behind, slow or hesitant sitting, a dispirited attitude by the dog, and additional voice commands / hand signal or physical assistance from the handler, will be penalised.

### **4. Tunnel**

**10 Points**

#### Exercise requirements:

Obstacle:

- Fixed access, height 0.50 m, length 3 m;
- Adjoining crawl pace: Soft material, length 3 m.

#### Permitted commands:

A voice command for "Crawl", "Stay", "Start position".

#### Conduct of exercise:

The dog handler takes up the start position at an appropriate distance from the obstacle with his dog off the leash. At the voice command for "Crawl" and / or a hand signal the dog must go through the apparatus. Once the dog has left the apparatus it must comply with the voice command for "Stay". At the judge's command, the dog handler goes to his dog and orders it into the start position with the voice command for "Start position" or a hand signal.



### Assessment:

Hesitation in entering and passing through the tunnel are duly penalised.

If the dog does not leave the tunnel the exercise is marked as unsatisfactory.

## **5. Traversing of unpleasant surfaces**

**10 Points**

### Exercise requirements:

Obstacle: an area of tin sheeting or steel building lattice of approx. 3 x 3 meters covered with stones, construction materials, rubble, or similar materials.

### Permitted commands:

A voice command for "Heel"

### Conduct of exercise:

The start position is to be assumed in front of the obstacle. At the command "Heel", the handler walks from one end of the obstacle field and back with his dog willingly following in the heel position. On the return stretch, one full stop must be demonstrated. After leaving the obstacle field, the start position is to be assumed.

### Assessment:

Unconfident behaviour by the dog, hesitation and avoidance of materials will be duly penalised. If the dog avoids unpleasant material, the exercise will be awarded 0 points.

## **6. Carrying and handing over the dog**

**10 Points**

### Exercise requirements:

- Start position: The dog may be picked up from the ground or a higher level (a spotting table, for example).
- A carrying assistant.

### Permitted commands:

Repeated and familiar voice commands and hand signals are permitted.

### Conduct of exercise:

From the start position, the dog handler may give a voice command or hand signal to adopt a start position that makes it easier to lift the dog. Distance control between handler and dog is not incorrect.

The handler carries his dog in a straight line for 10 m and hands it to a second person. The second person carries the dog another 10 m and sets it on the ground. The handler walks next to the carrying assistant. He may speak to his dog, but must not touch it. The carrying assistant then places the dog on the ground and the handler puts his dog in the start position.

The dog may show no aggression towards the handler or the assistant. Whilst being carried the dog must be able to move its tail freely.

### Assessment:

If the dog is uncooperative, agitated whilst being carried, growls or moves away when set down, this will be duly penalised.

If the dog jumps down, the exercise is marked as unsatisfactory.

Excessive shyness or aggression towards the handler or assistant will lead to disqualification.

## **7. Laying down while distracted**

**10 Points**

### Exercise requirements:

Two marked places for dog and bitch.

### Permitted commands:

A voice command or a hand signal for “Down”;

Either a voice command or a hand signal for “Sit up”.

### Conduct of exercise:

Before the second dog begins work the dog handler assumes the start position with his dog off leash at a place specified by the judge. At the judge’s command he orders his dog to “Lay down” with a voice command or a hand signal, leaving no objects near it. The dog handler now goes to a second place at least 30 paces away, as specified by the judge, and stands still facing the dog. The dog must lay quietly without any intervention by the handler, whilst the first dog demonstrates exercises 1 to 6.

Whilst the other dog does exercise 1 the dog handler goes alone to the group of people and then returns to his original place.

At the judge’s command the handler is to go to his dog and stand to the right of it. At the further command of the judge, the handler gives the voice command for “Sit up” or a hand signal. The dog must quickly sit up straight.

### Assessment:

Marks are duly deducted if the dog lays in an agitated manner, stands / sits up too soon or comes to meet the handler when being collected, and for agitated behaviour by the handler or other covert assistance.

The exercise will be assessed as unsatisfactory if the dog stands or sits instead of laying down but stays in its place. If the dog moves more than 3 metres away from its place once the dog on show has completed the fourth exercise, a part-assessment is carried out.

If the dog moves more than 3 metres away from its place before the fourth exercise has been completed, the exercise will be awarded 0 points.

## **8. Traversing an elevated rigid wooden board**

**15 Points**

### Exercise requirements:

Obstacle:

- Wooden plank: Length approx. 4 m, width approx. 0.30 m, height approx. 0.04 m.
- Mount and dismount.
- 2 bases of the same size: Height approx. 0.40 m, fixed.
- Plank fixed in place.

### Permitted commands:

A voice command and / or a hand signal for “Cross”;

a voice command and / or a hand signal for start position.

### Conduct of exercise:

The dog handler takes up the start position at an appropriate distance from the obstacle with his dog off the leash. At the voice signal for "Cross" and / or a hand signal, the dog must mount, cross and dismount the wooden bridge quietly and confidently. The handler walks alongside his dog at a normal pace. The handler stops a few paces behind the apparatus and uses a voice command and / or hand signal to put his dog in the start position.

The dog must traverse the full length of the plank without any signs of fear or inclination to jump.

### Assessment:

Hesitant or unsure footing is duly penalised.

If the dog jumps down, the exercise is marked as unsatisfactory.

## **9. Traversing of 3 different obstacles**

**15 Points**

### Exercise requirements:

Obstacles:

- 1 obstacle, height approx. 0.40 m.
- 1 obstacle, height approx. 0.60 m.
- 1 obstacle, height approx. 0.80 m.
- The obstacles are to be set up approx. 10 m apart.

### Permitted commands:

A voice command and / or hand signal for "Heel".

A voice command and / or hand signal for "Jump".

A voice command and / or a hand signal for start position.

### Conduct of exercise:

The dog handler takes up the start position at an appropriate distance from the obstacle with his dog off the leash. The voice command for "Heel" and / or a hand signal is used to direct the dog at a chosen pace to the first of the sequence of obstacles. At the voice command for "Jump" and / or a hand signal, the dog must clear the obstacle, either in one jump or by first landing on it. The handler walks alongside, summons his dog behind the obstacle with the voice command for "Heel" and / or a hand signal, and directs his dog straight to the next obstacle.

The RHT proceeds in the same way for obstacles 2 and 3. The handler uses a voice command and / or hand signal to bring his dog into the start position behind the last obstacle.

### Assessment:

Change of pace does not form part of the assessment.

Should the dog fail to clear an obstacle, 5 points are deducted.

This test section is completed when the dog handler reports to the judge and signs out and the judge announces the marks.

## Rescue Dog Suitability Test - Avalanche

**RH-L E**

Consists of:	Scent Work	100 Points
	Obedience and Dexterity	100 Points
	Total possible points	200 Points

### Scent Work for RH-L E

**Section A**

#### Assessment criteria and total possible points

Total possible points		100 Points
Execution of task	The work rate and directability of the dog should come under particular scrutiny.	30 Points
Victim alert		70 Points

#### General rules

- Search area: Snowfield 5000 m<sup>2</sup>, a minimum of 3 burial sites. Flags are to clearly mark the boundaries of the search area to ensure optimal supervision.
- Victim: 1 Person.  
Visual and physical contact must be possible for the dog. The places where the victims are buried may be changed after every dog. Hiding places may be used more than once, but there is to be no danger of false alerts when changing hiding places. Hiding places used must remain unconcealed when unoccupied. The victim is not permitted to help in the preparation of the hiding place dig-out immediately before the test.  
The victims must be in position at least 10 minutes before the dog begins to search. There must be due compliance with safety regulations. The victim is there to assist the judge; he must remain quiet, without giving the handler and / or the dog any help whatsoever.
- Time limit: maximum 10 minutes.  
The search time starts when the dog is dispatched for searching.

#### Permitted commands

Repeated and familiar voice commands and hand signals are permitted.

## **Performance rules**

The test participant must wait with his dog out of sight and hearing range of the search area until called. The dog handler may carry out the search operation with touring skis or snowshoes. The judge will give a verbal description of the search area and the task.

The dog is to begin the search at a point the dog handler deems correct. The dog is to search the site at the command of its handler. The dog handler may not leave the starting position until the dog is at least 20 metres away or when the dog alerts and the judge instructs him to do so.

While alerting, the dog may receive absolutely no support from the dog handler and / or the victim. The dog handler must report the alert to the judge and may not go to his dog until instructed to do so by the judge. The dog must alert clearly, forcefully and in the right direction to show the location of the scent / the place of alert until his handler reaches him. The handler must clearly identify the place where the dog has picked up the scent.

The dog may advance towards the victim. The victim must then be dug out by the handler on the instructions of the judge.

The scent work section is completed when the dog handler reports to the judge and signs out and the judge announces the marks.

## **Assessment**

Shortcomings in the dog's directability, intensity of search, agility and independence, and any harassment of a victim by the dog are duly penalised. An alert which is not confirmed by the dog handler is a fault, but is not to be marked as a false alert.

If the alert behaviour of the dog is triggered by the dog handler and / or the victim, this victim alert will be awarded 0 points.

The first false alert will be marked as minus 20 points.

A second false alert will lead to the scent work being abandoned.

The test cannot be passed if a victim is not found.

Any injury to a victim by the dog leads to disqualification.

## **Obedience and Dexterity for RH-L E**

## **Section B**

Rescue Dog Suitability Test RH-L E

Assessment criteria and total possible points

Total possible points	100 Points
Exercise 1: Heeling	10 Points
Exercise 2: Walking through a group of people	10 Points
Exercise 3: Off leash heeling	15 Points
Exercise 4: Transportability	10 points
Exercise 5: Carrying and handing over the dog	10 points
Exercise 6: Lying down while distracted	15 points
Exercise 7: Following ski tracks	15 points
Exercise 8: Directability at a distance	15 points

### **General rules**

Obedience and Dexterity is to be conducted in snow.

The judge or a person appointed by him announces the start and completion of the exercises. The dog must complete the exercises swiftly and willingly. In the start position the dog sits close to the handler, on his left side, oriented directly forward, so that the dog's shoulder is no further forward than the handler's knee.

Two gunshots (calibre 6-9 mm) have to be fired during the off leash heeling. The dog must be indifferent to the gunshots. Should the dog show any gun-shyness, it will be disqualified from the test. If the dog becomes agitated during the shooting, this will be considered acceptable as long as it remains under the control of its handler. Only a dog that reacts indifferently to gunshots can be awarded full points.

Signing in and out, as well as exercises 1 and 2, are demonstrated with the dog on the leash.

### **Performance rules**

#### **1. Heeling**

**10 Points**

##### Exercise requirements:

The attached procedure for heeling and off leash heeling in rescue dog aptitude tests must be followed. As a sole exception, depending on local conditions, the judge may change the direction of the angles, which must be the same for all test examinees.

##### Permitted commands:

Either a short voice command or a hand signal for heel, which may be given at the start and again when changing pace.

##### Conduct of exercise:

From the start position, the dog must be attentive to the handler's voice command heel and obey willingly and directly, and heel going to the left side of the dog handler and remaining oriented directly forward, with its shoulder no further forward than the handler's knee.

At the beginning of the exercise the RHT is to take 50 steps at normal pace straight down the middle line without stopping; upon turning around and an additional 10-15 steps at normal pace, the RHT must demonstrate both the running pace and the slow pace for at least ten steps each. Change of pace from running to a slow pace must be achieved abruptly with no steps being taken in between.

The RHT then goes a few steps at normal pace and demonstrates the first corner on a track of 20-25 steps without a change of pace, the second corner on a track of 25-30 steps, turns around, a further 10-15 steps at normal pace and a start position. A further 10-15 steps at normal pace are followed by a corner and 20-25 steps at normal pace back to the middle line and another start position.

Assessment:

Running ahead, straying to the side, lagging behind, slow or hesitant sitting, a dispirited attitude by the dog, and additional voice commands / hand signals or physical assistance from the handler will be penalised.

**2. Walking through a group of people**

**10 Points**

Exercise requirements:

The group must consist of at least four people, and must have two people each with a dog on the leash (dog and bitch). The group moves in a circle in a clockwise direction.

Permitted commands:

Either a short voice command or a hand signal for heel, which may be repeated for each approach.

Conduct of exercise:

From the start position the dog handler passes close by the circle of people with his dog on the leash, starting from the outside and going at normal pace in an anti-clockwise direction so that the dog to be tested directly encounters each of the dogs brought along by the group. The RHT stops once at which the group continues to move and at least one person passes the RHT.

Making a figure eight, the dog handler then leads his dog through the group at normal pace, stops in the middle and his dog takes up the start position independently. The RHT then leaves the group at normal pace and completes this exercise with a start position.

Assessment:

Running ahead, straying to the side, lagging behind, slow or hesitant sitting, a dispirited attitude by the dog, and additional voice commands / hand signals or physical assistance from the handler will be penalised.

**3. Off leash heeling**

**15 Points**

Exercise requirements:

The attached procedure for heeling and off leash heeling in rescue dog aptitude tests must be followed. As a sole exception, depending on local conditions, the judge may change the direction of the angles, which must be the same for all test examinees.

Permitted commands:

Either a short voice command or a hand signal for heel, which may be given at each approach and again when changing pace.

### Conduct of exercise:

From the start position, the dog must be attentive to the handler's voice command heel and obey willingly and directly, and heel going to the left side of the dog handler and remaining oriented directly forward, with its shoulder no further forward than the handler's knee.

At the beginning of the exercise the RHT is to take 50 steps at normal pace straight down the middle line without stopping; upon turning around and an additional 10-15 steps at normal pace, the RHT must demonstrate both the running pace and the slow pace for at least ten steps each. Change of pace from running to a slow pace must be achieved abruptly with no steps being taken in between.

The RHT then goes a few steps at normal pace and demonstrates the first corner on a track of 20-25 steps without a change of pace, the second corner on a track of 25-30 steps, turns around, a further 10-15 steps at normal pace and a start position. A further 10-15 steps at normal pace are followed by a corner and 20-25 steps at normal pace back to the middle line and another start position.

### Assessment:

Running ahead, straying to the side, lagging behind, slow or hesitant sitting, a dispirited attitude by the dog, and additional voice commands / hand signals or physical assistance from the handler will be penalised.

## **4. Transportability**

**10 points**

### Exercise requirements:

Means of transport:

- Slope grooming machine, chairlift, helicopter or similar.

### Permitted dog handler commands:

A voice command and / or a hand signal for "Jump up";

a voice command for "Stop";

either a voice command or a hand signal for "Start position".

### Conduct of exercise:

The dog handler takes up the start position at an appropriate distance from the relevant means of transport with his dog off the leash. Any commonly used conveyance may be used as long as the relevant safety regulations are adhered to. The dog climbs, jumps or is lifted onto the conveyance. During transportation the dog must behave in a calm and composed manner. After the journey or flight the dog handler disembarks with his dog, places it to the side of the vehicle on the ground and brings it into the start position using the voice command for "Start position".

### Assessment:

If the dog is uncooperative or shows unconfident behaviour when embarking/disembarking, this will be duly penalised.

## **5. Carrying and handing over the dog**

**10 points**

### Exercise requirements:

- Start position: The dog may be picked up from the ground or a higher place.



- A carrying assistant.

Permitted commands:

Repeated and familiar voice commands and hand signals are permitted.

Conduct of exercise:

From the start position, the dog handler may give a voice command or hand signal to adopt a start position that makes it easier to lift the dog.

The handler carries his dog in a straight line for 10 m and hands it to a second person. Whilst the handler stands still, the second person carries the dog another 10 m and sets it on the ground. The handler walks next to the carrying assistant. He may speak to his dog, but must not touch it. The carrying assistant then places the dog on the ground and the handler puts his dog in the start position.

The dog may show no aggression towards the handler or the assistant. Whilst being carried the dog must be able to move its tail freely.

Assessment:

If the dog is uncooperative, agitated whilst being carried, growls or moves away when set down, this will be duly penalised.

If the dog jumps down, the exercise is marked as unsatisfactory.

Excessive shyness or aggression towards the handler or assistant will lead to disqualification.

## **6. Laying down while distracted**

**15 Points**

Exercise requirements:

Two marked places for dog and bitch.

Permitted commands:

A voice command or a hand signal for "Down";

Either a voice command or a hand signal for "Sit up".

Conduct of exercise:

Before the second dog begins work the dog handler assumes the start position with his dog off leash at a place specified by the judge. At the judge's command he orders his dog to "Lay down" with a voice command or a hand signal, leaving no objects near it. The dog handler now goes to a second place at least 30 paces away, as specified by the judge, and stands still facing the dog. The dog must lay quietly without any intervention by the handler, whilst the first dog demonstrates exercises 1 to 5.

Whilst the other dog does exercise 1 the dog handler goes alone to the group of people and then returns to his original place.

At the judge's command the handler is to go to his dog and stand to the right of it. At the further command of the judge, the handler gives the voice command for "Sit up" or a hand signal. The dog must quickly sit up straight.

Assessment:

Marks are duly deducted if the dog lays in an agitated manner, stands / sits up too soon or comes to meet the handler when being collected, and for agitated behaviour by the handler or other covert assistance.

The exercise will be assessed as unsatisfactory if the dog stands or sits instead of laying down but stays in its place. If the dog moves more than 3 metres away from its place once the dog on show has completed the fourth exercise, a part-assessment is carried out.

If the dog moves more than 3 metres away from its place before the fourth exercise has been completed, the exercise will be awarded 0 points.

## **7. Following ski tracks**

**15 points**

### Exercise requirements:

The Follow Ski Tracks exercise is to be demonstrated with snowshoes or touring skis.

### Permitted commands:

A voice command and / or a hand signal for "Follow tracks";  
either a voice command or a hand signal for "Start position".

### Conduct of exercise:

The dog handler takes up the start position with his dog off leash. From the starting position the dog handler and his dog are to follow a path, defined by the judge, through the area totalling a length of approx. 150 m, with at least one change of direction. At the beginning the handler gives the dog a voice command for "Follow tracks" and / or a hand signal and may repeat these several times in the course of the exercise. From the start position, the dog must fall in immediately behind the dog handler and remain in his tracks without hindering or interfering with him.

### Assessment:

Marks are duly deducted if the dog leaves the track, forges ahead or lags behind.

## **8. Directability at a distance**

**15 points**

### Exercise requirements:

Equipment:

- 1 marker for the start point
- 2 marked areas 20 m apart of each other and to the start point

### Permitted commands:

a voice command and hand signal to approach each of the two marked areas;  
a voice command to stop at each of the two marked areas;  
either a voice command or a hand signal for "Come";  
either a voice command or a hand signal for "Start position".

### Conduct of exercise:

The dog handler takes up the start position at the starting point with his dog off leash. On the instructions of the judge, without changing his position the dog handler is to send his dog to first marked point, using the voice signal for "Approach the marker". The dog must stop there at a voice command. The dog handler then uses voice command and hand signal to send his dog to the second point, at which it must likewise stay at a voice command.

The order in which the points are to be approached is determined by the judge at the beginning of the exercise.

The dog is to be recalled from the second object to the dog handler with the voice command for "Come" or a hand signal, and must sit closely in front of him. At a voice command for "Start position" or a hand signal, the dog is to assume the start position.

Assessment:

Marks will be duly deducted for a hesitant approach of a marked area, change of speed or leaving a specific point independently, handler assistance such as multiple commands or errors in the completion of the exercise.

If the sequence of marked areas stipulated by the judge is not followed or the dog handler leaves his position, the exercise will be marked as unsatisfactory.

The test section is completed when the dog handler signs out and the judge announces the marks.

## **Rescue Dog Suitability Test Water** **RH-W E**

Consists of:	Water rescue	100 Points
	Obedience and dexterity	100 Points
	Total possible points	200 Points

## **Water rescue for RH-W E** **Section A**

### **Assessment criteria and total possible points**

Total possible points		100 Points
Exercise 1: Retrieval from water: Throw from the shore,	Distance 15 m	20 Points
Exercise 2: Bringing a rescue device from the shore: Line,	Distance 25 m	20 Points
Exercise 3: Retrieval of a person from the shore: Harness,	Distance 25 m	60 Points

### **General rules**

General safety rules must be followed. All participants in the water or in the boat must wear a neoprene suit or a life vest.

The dog handler must wear a neoprene suit or a life vest and the dog a life vest or suitable marine harness.

The exercise must be carried out on a shore area specially selected to ensure that the dog must spend the majority of the exercise in the water but is still easily able to come ashore.

### **Performance rules:**

#### **1. Retrieval from the water** **20 Points**

##### Exercise requirements:

- Throwing object: floatable.

##### Permitted commands:

A voice command and / or hand signal for "Fetch";

a voice command and / or hand signal for "Drop";

a voice command and / or hand signal for "Start position";

##### Conduct of exercise:

The dog handler takes up the start position on the shore with his dog. He throws an object at least 15 m into the water. Once the object is floating gently, at a voice command for "fetch" and / or a hand signal the dog must swim to the object and bring it directly back to the handler. The handler uses a voice command for "Drop" and / or a hand signal to take the object from the dog and brings his dog into the start position with the voice command for "Start position" and / or a hand signal.

### Assessment:

Marks will be duly deducted if the article is dropped.

If the dog does not fetch, the exercise is awarded 0 points.

## **2. Bringing a rescue device starting from the shore**

**20 Points**

### Exercise requirements:

- Surfer with surfboard.
- Line: Tow rope, approx. 30 m in length.

### Permitted commands:

Familiar voice commands and hand signals are allowed.

### Conduct of exercise:

A surfer with a surfboard is located in the water 25 m from the shore.

The dog handler places the end of an approx. 30 m line in the dog's mouth. At the command of the dog handler the dog swims to the surfer. The surfer takes the end of the line from the dog. Whilst the handler pulls the surfer to the shore, the dog swims alongside the surfer. As soon as the surfer has reached the shore, the handler calls his dog.

### Assessment:

Marks will be duly deducted if the line is dropped.

If the dog does not take the rescue line to the assistant, the exercise is awarded 0 points.

## **3. Retrieval of a person starting from the shore**

**60 Points**

### Exercise requirements:

- Assistant with neoprene suit in the water.

### Permitted commands:

Repeated and familiar voice commands and hand signals are permitted.

### Conduct of exercise:

A person simulating drowning and calling for help is located 25 m from shore in the water.

At the command of the dog handler the dog swims to the person. As soon as the person is able to hold on to the dog's harness or life vest, the dog brings him back to the shore. Repeated and familiar voice commands and hand signals from the handler are permitted. As soon as the dog has reached the shore with the person who was in difficulty, the handler goes to the rescued victim and takes care of him.

### Assessment:

Marks are duly deducted if the dog does not swim directly to the person or does not swim directly back.

If the dog does not bring the assistant back, the exercise is awarded 0 points.

The Water Rescue section is completed when the dog handler reports to the judge and signs out and the judge announces the marks.

## **Obedience and Dexterity for RH-W E**

## **Section B**

Rescue Dog      Suitability Test      RH-W E

Assessment criteria and total possible points

Total possible points	100 Points
Exercise 1:      Heeling	10 Points
Exercise 2:      Walking through a group of people	10 Points
Exercise 3:      Off leash heeling	10 Points
Exercise 4:      Riding on a surfboard	15 Points
Exercise 5:      Carrying and handing over the dog	10 Points
Exercise 6:      Laying down while distracted	10 Points
Exercise 7:      Travelling in a boat	15 Points
Exercise 8:      Distance swimming	20 Points

### **General rules**

The judge or a person appointed by him announces the start and completion of the exercises. The dog must complete the exercises swiftly and willingly. In the start position the dog sits close to the handler, on his left side, oriented directly forward, so that the dog's shoulder is no further forward than the handler's knee.

Two gunshots (calibre 6-9 mm) have to be fired during the off leash heeling. The dog must be indifferent to the gunshots. Should the dog show any gun-shyness, it will be disqualified from the test. If the dog becomes agitated during the shooting, this will be considered acceptable as long as it remains under the control of its handler. Only a dog that reacts indifferently to gunshots can be awarded full points.

Signing in and out, as well as exercises 1 and 2, are demonstrated with the dog on the leash.

### **Performance rules**

#### **1. Heeling**

**10 Points**

##### Exercise requirements:

The attached procedure for heeling and off leash heeling in rescue dog aptitude tests must be followed. As a sole exception, depending on local conditions, the judge may change the direction of the angles, which must be the same for all test examinees.

##### Permitted commands:

Either a short voice command or a hand signal for heel, which may be given at the start and again when changing pace.

##### Conduct of exercise:

From the start position, the dog must be attentive to the handler's voice command heel and obey willingly and directly, and heel going to the left side of the dog handler and remaining oriented directly forward, with its shoulder no further forward than the handler's knee.

At the beginning of the exercise the RHT is to take 50 steps at normal pace straight down the middle line without stopping; upon turning around and an additional 10-15 steps at normal pace, the RHT must demonstrate both the running pace and the slow pace for at least ten steps each. Change of pace from running to a slow pace must be achieved abruptly with no steps being taken in between.

The RHT then goes a few steps at normal pace and demonstrates the first corner on a track of 20-25 steps without a change of pace, the second corner on a track of 25-30 steps, turns around, a further 10-15 steps at normal pace and a start position. A further 10-15 steps at normal pace are followed by a corner and 20-25 steps at normal pace back to the middle line and another start position.

Assessment:

Running ahead, straying to the side, lagging behind, slow or hesitant sitting, a dispirited attitude by the dog, and additional voice commands / hand signals or physical assistance from the handler will be penalised.

**2. Walking through a group**

**10 Points**

Exercise requirements:

The group must consist of at least four people, and must have two people each with a dog on the leash (dog and bitch). The group moves in a circle in a clockwise direction.

Permitted commands:

Either a short voice command or a hand signal for heel, which may be repeated for each approach.

Conduct of exercise:

From the start position the dog handler passes close by the circle of people with his dog on the leash, starting from the outside and going at normal pace in an anti-clockwise direction so that the dog to be tested directly encounters each of the dogs brought along by the group. The RHT stops once, at which the group continues to move and at least one person passes the RHT.

Making a figure eight, the dog handler then leads his dog through the group at normal pace, stops in the middle and his dog takes up the start position independently. The RHT then leaves the group at normal pace and completes this exercise with a start position.

Assessment:

Running ahead, straying to the side, lagging behind, slow or hesitant sitting, a dispirited attitude by the dog, and additional voice commands / hand signals or physical assistance from the handler will be penalised.

**3. Off leash heeling**

**10 Points**

Exercise requirements:

The attached procedure for heeling and off leash heeling in rescue dog aptitude tests must be followed. As a sole exception, depending on local conditions, the judge may change the direction of the angles, which must be the same for all test examinees.

Permitted commands:

Either a short voice command or a hand signal for heel, which may be given at each approach and again when changing pace.

#### Conduct of exercise:

From the start position, the dog must be attentive to the handler's voice command heel and obey willingly and directly, and heel going to the left side of the dog handler and remaining oriented directly forward, with its shoulder no further forward than the handler's knee.

At the beginning of the exercise the RHT is to take 50 steps at normal pace straight down the middle line without stopping; upon turning around and an additional 10-15 steps at normal pace, the RHT must demonstrate both the running pace and the slow pace for at least ten steps each. Change of pace from running to a slow pace must be achieved abruptly with no steps being taken in between.

The RHT then goes a few steps at normal pace and demonstrates the first corner on a track of 20-25 steps without a change of pace, the second corner on a track of 25-30 steps, turns around, a further 10-15 steps at normal pace and a start position. A further 10-15 steps at normal pace are followed by a corner and 20-25 steps at normal pace back to the middle line and another start position.

#### Assessment:

Running ahead, straying to the side, lagging behind, slow or hesitant sitting, a dispirited attitude by the dog, and additional voice commands / hand signals or physical assistance from the handler will be penalised.

### **4. Riding on a surfboard**

**15 Points**

#### Exercise requirements:

Surfboard

#### Permitted commands:

Familiar commands

Voice commands for "Stay", "Down"

#### Conduct of exercise:

On the instructions of the judge, the handler pushes the board, with the dog lying on it, in the direction ordered for approx. 20 metres. He may give a command for "Stay" or a hand signal as he pushes it away.

The dog must behave calmly and remain there until the dog handler orders it to dismount with the voice command for "Down" and a hand signal.

#### Assessment:

Dogs that fail to step onto the surfboard will be awarded 0 points. Unsettled behaviour and a lack of confidence in staying will be duly penalised.

### **5. Carrying and handing over the dog**

**10 Points**

#### Exercise requirements:

- Start position: The dog may be picked up from the ground or a higher place.
- A carrying assistant.

#### Permitted commands:

Repeated and familiar voice commands and hand signals are permitted.



### Conduct of exercise:

From the start position, the dog handler may give familiar voice commands or hand signals to adopt a start position that makes it easier to lift the dog.

The handler carries his dog in a straight line for 10 m and hands it to a second person. Whilst the handler stands still, the second person carries the dog another 10 m and sets it on the ground. The handler walks next to the carrying assistant. He may speak to his dog, but must not touch it. The carrying assistant then places the dog on the ground and the handler brings his dog into the start position.

The dog may show no aggression towards the handler or the assistant. Whilst being carried the dog must be able to move its tail freely.

### Assessment:

If the dog is uncooperative, agitated whilst being carried, growls or moves away when set down, this will be duly penalised.

If the dog jumps down, the exercise is marked as unsatisfactory.

Excessive shyness or aggression towards the handler or assistant will lead to disqualification.

## **6. Laying down while distracted**

**10 Points**

### Exercise requirements:

Two marked places for dog and bitch.

### Permitted commands:

A voice command or a hand signal for "Lay down";  
either a voice command or a hand signal for "Sit up".

### Conduct of exercise:

Before the second dog begins work the dog handler assumes the start position with his dog off leash at a place specified by the judge. At the judge's command he orders his dog to "Lay down" with a voice command or hand signal, leaving no objects near it. The dog handler now goes to a second place at least 30 paces away, as specified by the judge, and stands still facing the dog. The dog must lie quietly without any intervention by the handler, whilst the first dog demonstrates exercises 1 to 6.

Whilst the other dog does exercise 1 the dog handler goes alone to the group of people and then returns to his original place.

At the judge's command the handler is to go to his dog and stand to the right of it. At the further command of the judge, the handler gives the voice command for "Sit up" or a hand signal. The dog must quickly sit up straight.

### Assessment:

Marks are duly deducted if the dog lays in an agitated manner, stands / sits up too soon or comes to meet the handler when being collected, and for agitated behaviour by the handler or other covert assistance.

The exercise will be assessed as unsatisfactory if the dog stands or sits instead of laying down but stays in its place. If the dog moves more than 3 metres away from its place once the dog on show has completed the fourth exercise, a part-assessment is carried out.

If the dog moves more than 3 metres away from its place before the fourth exercise has been completed, the exercise will be awarded 0 points.

## **7. Travelling in a boat**

**15 Points**

### Exercise requirements:

Motorboat and driver.

### Permitted commands:

A voice command and / or a hand signal for "Get in";

a voice command for "Stay";

either a voice command or a hand signal for "Start position".

### Conduct of exercise:

The dog handler and dog assume start position an appropriate distance from the boat. The dog climbs, jumps or is lifted into the boat. During transportation the dog must behave in a calm and composed manner. After the ride the dog handler disembarks with his dog and orders him into start position with the voice command "Start position".

### Assessment:

Unconfident behaviour will be duly penalised.

The exercise is awarded 0 points if the dog does not get in or out purposefully, or if the dog is uncooperative when being lifted in or out.

## **8. Distance swimming**

**20 Points**

### Exercise requirements:

Motorboat and driver.

### Permitted commands:

A voice command and / or a hand signal for "Swim forward / At a distance";

a voice command and / or a hand signal for "Follow";

a voice command and / or a hand signal for "Swim forward / Come to handler";

### Conduct of exercise:

The RHT is in a motorboat. It should be disciplined in manner, although start position is not necessary.

The handler lifts his dog out of the stationary boat into the water. The handler sends his dog away from the boat, which then starts up. The boat travels approx. 10 m in front of the dog, so that it can be monitored continuously. At a voice command and / or hand signal the dog follows the boat. It must calmly swim a distance of 200 m. The boat then stops, the handler summons his dog with voice commands and / or hand signals, it swims towards him and is helped back into the boat by the handler.

### Assessment:

Agitated, uneven swimming and shortcomings when swimming to the boat or when being lifted in or out of the boat will be duly penalised.

If the dog demonstrates inadequate fitness, the exercise is to be terminated and 0 points awarded.

This test section is completed when the dog handler reports to the judge and signs out and the judge announces the marks.

## Rescue Dog Practice Tracking Test Level A

**RH-F A**

Consists of:	Scent work	200 Points
	Obedience and dexterity	100 Points
	Total possible points	300 Points

### Scent work for RH-F A

**Section A**

#### Assessment criteria and total possible points

Total possible points	200 Points
Picking up the scent trail	10 Points
Following the scent trail	50 Points
Article identification	20 Points
Articles 5 x 8 points	40 Points
Victim alert	80 Points

#### General rules

Laying the scent trail:

- Foreign scent trail: 1,000 paces (length of pace 70 cm), age: 90 minutes.  
4 changes in direction, which can be right angled or obtuse angled. The scent trail should be as natural as possible, appropriate to the terrain and include changing terrain. The terrain can include forest, grassland and fields and as well road and street traverses.  
The scent layer walks the entire trail at a normal pace; whilst laying the trail he must not scrape the surface or stop. He must hand the judge a detailed plan of the scent trail with all essential information, such as sequence of articles and marked points along the course of the trail. GPS recording is permitted.
- Starting point: Article to be identified (maximum shoe size, pieces of clothing reduced down to this size are also allowed) in an area measuring 20 m x 20 m. The left and right sides of this area are marked out along the ground.  
The person laying the trail enters the testing area from the left or right side line and deposits within the area the article to be identified, which marks the actual approach (beginning of the trail). After waiting a short time the trail layer then walks at a normal pace in the direction indicated.
- Articles: 5 well-worn articles of daily use belonging to the person laying the trail, maximum shoe size, not markedly different in colour from the terrain.  
The articles must be placed on, not next to, the scent trail. The trail layer must identify the point at which each article is deposited on the diagram of the scent trail. The articles are also marked or well described.
- End of the trail: trail layer, lying or sitting at the end of the trail.  
The person laying the scent trail must make his way to the end of it at least 30 minutes before the search begins.
- Time limit: maximum 20 minutes including the detection of the article of identification.

## **Permitted commands**

Repeated and familiar voice commands and hand signals are permitted.

## **Performance rules**

The test participant must wait with his dog search-ready until called. The search-ready dog may be led off leash or by a 10 m leash on a chain collar or harness. If the dog is alerting by bringsel, the bringsel must be attached to the dog before the search begins. There must be no use of force prior to the tracking task, during the preparation time and throughout the entire tracking task.

The handler reports to the judge with his dog on the leash. Permitted types of alerts on finding the articles are picking up or indicating, or both alternately. When picking up, the dog can stand still, sit down or come to the handler. When indicating, the dog can lie, sit or stand. Permitted types of alert to the trail layer are barking, bringsel or recall.

The judge defines the testing area for the handler, beyond which the handler may move freely. If necessary, the handler takes his dog off the leash and instructs it to search for the article to be identified. The dog must forage for the identification article within three minutes, during which time the handler may assist it with voice commands and / or hand signals. Once the article has been found, the handler puts his dog on the leash if necessary and sends it to complete the scent trail.

Should the dog not find the article to be identified and yet still pick up the scent, the handler may allow his dog to continue on the leash or, after notifying the judge, follow the dog independently in an off-leash search.

Should the dog fail to pick up the scent within the time allocated to the testing field (3 minutes), the RHT can continue with attempts to pick up the scent at the expense of the overall time limit; however, the judge may break off the search if it is clear that the dog is refusing to work or is unable to perform the task.

During the exercise the dog should follow the track left behind by the track layer whereas the handler has to stick to the 10 m distance to the dog.

The judge follows the RHT at an appropriate distance.

The dog handler is permitted to interrupt the tracking search. Any breaks taken are done so at the expense of the overall time available.

During the tracking work the handler is allowed to clean his dog's head, eyes and nose and to give maybe water to the dog.

While indicating the trail layer, the dog may receive absolutely no support from the dog handler and / or the trail layer. The dog handler must report the alert to the judge and may not go to his dog until instructed to do so by the judge. The dog must alert clearly and forcefully when the victim is found, until his handler reaches him. The alert must be carried out within a maximum 2-metre radius of the victim.

The Practice Tracking Search Level A section is completed when the found articles are handed over, the dog handler reports to the judge and signs out and the judge announces the marks.

## **Assessment**

The judge assesses the work in the search area and indication of the article to be identified, picking up and following the scent trail, checking the found articles in chronological order and the independent indication of the trail layer by the dog.

The dog should show a positive search behaviour and a certain point out to the articles. Slight straying from the trail is not incorrect as long as the dog follows the further course independently.

Time-out at the start results in a score of 0 points for picking up the scent and the article to be identified.

Every article that is not found or is not alerted independently scores 0 points. If the alert behaviour with the trail layer is triggered by the dog handler and / or the trail layer, or if the dog deviates more than two metres from the trail layer, then the indication of the trail layer is marked with 0 points.

Any harassment of the trail layer by the dog is duly penalised.

The judge can abort the work at any time if he is convinced that the dog cannot work further under its own steam.

The test cannot be passed if the trail layer is not found.

Any injury to the trail layer by the dog leads to disqualification.

## Rescue Dog Practice Tracking Test Level B

**RH-F B**

Consists of:	Scent work	200 Points
	Obedience and dexterity	100 Points
	Total possible points	300 Points

### Scent work for RH-F B

**Section B**

#### Assessment criteria and total possible points

Total possible points	200 Points
Picking up the scent trail	10 Points
Following the scent trail	50 Points
Article identification	20 Points
Articles 8 x 5 points	40 Points
Victim alert	80 Points

#### General rules

Laying the scent trail:

- Foreign scent trail: 2,000 paces (length of pace 70 cm), time: 180 minutes.  
8 changes in direction which can be acute, right or obtuse angled.  
The scent trail should be as natural as possible, appropriate to the terrain and include changing terrain. The terrain can include forest, grassland and fields and as well road and street traverses.  
The scent layer walks the entire trail at a normal pace; whilst laying the trail he must not scrape the surface or stop. He must hand the judge a detailed plan of the scent trail with all essential information, such as sequence of articles and marked points along the course of the trail. GPS recording is permitted.
- Starting point: Article to be identified (maximum shoe size, pieces of clothing reduced down to this size are also allowed) in an area measuring 30 m x 30 m. The left and right sides of this area are marked out along the ground.  
The person laying the trail enters the testing area from the left or right side line and deposits within the area the article to be identified, which marks the actual approach (beginning of the trail). After waiting a short time the trail layer then walks at a normal pace in the direction indicated.
- Objects: 8 well-worn articles of daily use belonging to the person laying the trail, maximum shoe size, not markedly different in colour from the terrain.  
The articles must be placed on, not next to, the scent trail.  
The trail layer must identify the point at which each article is deposited on the drawing of the scent trail. The articles are also marked or well described.
- End of the trail: trail layer, lying or sitting at the end of the trail.  
The person laying the scent trail must make his way to the end of it at least 30 minutes before the search begins.
- Age: maximum 45 minutes including the detection of the article of identification.

## **Permitted commands**

Repeated and familiar voice commands and hand signals are permitted.

## **Performance rules**

The test participant must wait with his dog search-ready until called. The search-ready dog may be led off leash or by a 10 m leash on a chain collar or harness. If the dog is alerting by bringsel, the bringsel must be attached to the dog before the search begins. There must be no use of force prior to the tracking task, during the preparation time and throughout the entire tracking task.

The handler reports to the judge with his dog on the leash. Permitted types of alerts on finding the articles are picking up or indicating, or both alternately. When picking up, the dog can stand still, sit down or come to the handler. When indicating, the dog can lie, sit or stand. Permitted types of alert to the trail layer are barking, bringsel or recall.

The judge defines the testing area for the handler, beyond which the handler may move freely. If necessary, the handler takes his dog off the leash and instructs it to search for the article to be identified. The dog must forage for the identification article within three minutes, during which time the handler may assist it with voice commands and / or hand signals. Once the article has been found, the handler puts his dog on the leash if necessary and sends it to complete the scent trail.

Should the dog not find the article to be identified and yet still pick up the scent, the handler may allow his dog to continue on the leash or, after notifying the judge, follow the dog independently in an off-leash search.

Should the dog fail to pick up the scent within the time allocated to the testing field (3 minutes), the RHT can continue with attempts to pick up the scent at the expense of the overall time limit; however, the judge may break off the search if it is clear that the dog is refusing to work or is unable to perform the task.

During the exercise the dog should follow the track left behind by the track layer whereas the handler has to stick to the 10 m distance to the dog.

The judge follows the RHT at an appropriate distance.

The dog handler is permitted to interrupt the tracking search. Any breaks taken are done so at the expense of the overall time available.

During the tracking work the handler is allowed to clean his dog's head, eyes and nose and to give maybe water to the dog.

While indicating the trail layer, the dog may receive absolutely no support from the dog handler and / or the trail layer. The dog handler must report the alert to the judge and may not go to his dog until instructed to do so by the judge. The dog must alert clearly and forcefully when the victim is found, until his handler reaches him. The alert must be carried out within a maximum 2-metre radius of the victim.

The Practice Tracking Search Level B section is completed when the found articles are handed over, the dog handler reports to the judge and signs out and the judge announces the marks.

## **Assessment**

The judge assesses the work in the search area and indication of the article to be identified, picking up and following the scent trail, checking the found articles in chronological order and the independent indication of the trail layer by the dog.

The dog should show a positive search behaviour and a certain point out to the articles. Slight straying from the trail is not incorrect as long as the dog follows the further course independently.

Time-out at the start results in a score of 0 points for picking up the scent and the article to be identified.

Every article that is not found or is not alerted independently scores 0 points. If the alert behaviour with the trail layer is triggered by the dog handler and / or the trail layer, or if the dog strays more than two metres from the trail layer, then the indication of the trail layer is marked with 0 points.

Any harassment of the trail layer by the dog is duly penalised.

The judge can abort the work at any time if he is convinced that the dog cannot work further under its own steam.

The test cannot be passed if the trail layer is not found.

Any injury to the trail layer by the dog leads to disqualification.



## Rescue Dog Area Search Test A

## RH-FL A

Consists of:	Scent work	200 points
	Obedience and dexterity	100 points
	Total possible points	300 points

## Scent work for RH-FL A

## Section A

### Assessment criteria and total possible points

Total possible points		200 points
Directability	Cooperation with the handler, prompt and purposeful execution of orders whilst maintaining motivation to search	30 points
Search intensity	Search drive, search behaviour, temperament, motivation, enthusiasm, fitness	10 points
Agility	Amount of agility, dealing with difficulties	10 points
Independence	Development of independent work drive	10 points
Dog handler tactics	Execution of chosen tactics, handler overview throughout scent work	20 points
Alerts	2 people, each maximum 60 points, minus any false alerts	120 points

### General rules

- Search area: 100 m x 200 m, open and covered terrain.
- Victims: 2 victims, unconcealed.  
Visual and physical contact must be possible for the dog. The victims' hiding places must be at least 10 m apart. The hiding place of the victims can be changed after every dog. Victims can be used more than once.  
The victims must be in position 10 minutes before the dog begins to search. The victims are there to assist the judge; they must lie or sit and remain quiet, without giving the handler and / or the dog any help whatsoever.
- Assistants: On each day of testing the search area must have been criss-crossed by several people with a test dog up to 15 minutes before the first search begins.
- Time limit: maximum 15 minutes.  
The search time starts when the dog is dispatched for searching.

### Permitted commands

Repeated and familiar voice commands and hand signals are permitted.

### Performance rules

The test participant must wait with his dog search-ready out of sight and hearing range of the search area until called. The search-ready dog may wear an identifying harness

and / or a chain collar. The judge will verbally describe the search area, which is visually demarcated or has clearly identifiable boundaries, and determine the search at the beginning of the test. The dog handler is to stay on the middle path only, which is marked every 50 metres. The handler is free to carry out a rough search of the search area and, once at the end of the middle path, will lose no points for continuing the search in the opposite direction as much as he likes.

Before beginning the search, the dog handler notifies the judge of the type of alert his dog will give. Permitted types of alert are barking, "bringse!" and recall.

The judge instructs the dog to search. Once it is clear that the dog has been released, the judge gives the handler permission to leave the starting point. On the instructions of the handler the dog must comb both sides of the search area. Occasional backtracking by the dog is not a fault. However, searching backwards, i.e. the dog handler going backwards, is only allowed when the handler has reached the end of the search area.

While alerting, the dog may receive absolutely no support from the dog handler and / or the victim. The dog handler must report the alert to the judge and may not go to his dog until instructed to do so by the judge. The dog must alert clearly and forcefully when the victim is found, until his handler reaches him. The alert must be carried out within a maximum 2-metre radius of the victim.

Following the location of a victim and at the command of the judge, the exercise is to be continued at the place where the handler was when he reported the alert.

The Area Search Level A section is completed when the dog handler signs out and the judge announces the marks.

## **Assessment**

Shortcomings in the dog handler's tactics or in the dog's directability, intensity of search, agility and independence, and any harassment of a victim by the dog are duly penalised. An alert which is not confirmed by the dog handler is a fault, but is not to be marked as a false alert.

If the alert behaviour of the dog is triggered by the dog handler and / or the victim, this victim alert will be awarded 0 points.

The first false alert will be marked as minus 40 points.

A second false alert will lead to the scent work being abandoned.

The test cannot be passed if a victim is not found. The maximum possible score in this case is then 139 points.

Any injury to a victim by the dog leads to disqualification.

## Rescue Dog Area Search Test B

**RH-FL B**

Consists of:	Scent work	200 points
	Obedience and dexterity	100 points
	Total possible points	300 points

## Scent work for RH-FL B

**Section A**

### Assessment criteria and total possible points

Total possible points		200 points
Directability	Cooperation with the handler, prompt and purposeful execution of orders whilst maintaining motivation to search	20 points
Search intensity	Search drive, search behaviour, temperament, motivation, enthusiasm, fitness	10 points
Agility	Amount of agility, dealing with difficulties	10 points
Independence	Development of independent work drive	10 points
Dog handler tactics	Situation review, quality of chosen tactics and their implementation, handler overview throughout scent work	30 points
Alerts	3 people, each maximum 40 points, minus any false alerts	120 points

### General rules

- Search area: approx. 35,000 – 40,000 m<sup>2</sup>, min. 50% covered terrain or building.
- Victims: 3 victims.  
The dog may have visual and / or physical contact, but hiding places typical of the site, e.g. raised hides, that the dog is unable to see into or reach are allowed. The victims' hiding places must be at least 10 m apart. Hiding places up to 2 metres in height are allowed. The hiding place of the victims can be changed after every dog. Victims can be used more than once.  
The victims must be in position 15 minutes before the dog begins to search. The victims are there to assist the judge; they must lie or sit and remain quiet, without giving the handler and / or the dog any help whatsoever.
- Assistants: On each day of testing the search area must have been criss-crossed by several people with a test dog up to 15 minutes before the first search begins.
- Time limit: maximum 30 minutes.  
The search time starts when the dog is dispatched for searching.

### Permitted commands

Repeated and familiar voice commands and hand signals are permitted.

## **Performance rules**

The test participant must wait with his dog search-ready out of sight and hearing range of the search area until called. The search-ready dog may wear an identifying harness and / or a chain collar. The dog handler is given a location description in the form of a sketch or a map. The search area is visually demarcated or has clearly identifiable boundaries. The judge may block off a side line to be overstepped by the dog handler.

Before beginning the search, the dog handler notifies the judge of the type of alert his dog will give. Permitted types of alert are barking, "bringsel" and recall.

The search tactics are left to the dog handler and must be notified to the judge before the search begins. The judge must be kept informed of any changes during the exercise, in which case the search time will continue to run.

The search time begins when the dog is dispatched for searching after the handler has given notification of his tactics.

On the instructions of the handler the dog must comb both sides of the search area. Occasional backtracking by the dog is not a fault. Searching backwards is allowed.

While alerting, the dog may receive absolutely no support from the dog handler and / or the victim. The dog handler must report the alert to the judge and may not go to his dog until instructed to do so by the judge. The dog must alert clearly and forcefully when the victim is found, until his handler reaches him. In the case of raised hiding places, the alert should be carried out within a maximum 2-metre radius of the victim clearly in the area of the scent.

Following the location of a victim and at the command of the judge, the exercise is to be continued at the place where the handler was when he reported the alert.

The Area Search Level B section is completed when the dog handler signs out and the judge announces the marks.

## **Assessment**

Shortcomings in the dog handler's tactics or in the dog's directability, intensity of search, agility and independence, and any harassment of a victim by the dog are duly penalised. An alert which is not confirmed by the dog handler is a fault, but is not to be marked as a false alert.

If the alert behaviour of the dog is triggered by the dog handler and / or the victim, this victim alert will be awarded 0 points.

The first false alert will be marked as minus 40 points.

A second false alert will lead to the scent work being abandoned.

The test cannot be passed if a victim is not found. The maximum possible score in this case is then 139 points.

Any injury to a victim by the dog leads to disqualification.

## **Rescue Dog Rubble Search Test A** **RH-T A**

Consists of:	Scent work	200 points
	Obedience and dexterity	100 points
	Total possible points	300 points

### **Scent work for RH-T A** **Section A**

#### **Assessment criteria and total possible points**

Total possible points		200 points
Directability	Cooperation with the handler, prompt and purposeful execution of orders whilst maintaining motivation to search	20 points
Search intensity	Search drive, search behaviour, temperament, motivation, enthusiasm, fitness	10 points
Agility	Amount of agility, movement through rubble, dealing with difficulties	10 points
Independence	Development of independent work drive	10 points
Dog handler tactics	Situation review, quality of chosen tactics and their implementation, handler overview throughout scent work	30 points
Alerts	2 people, each maximum 60 points, minus any false alerts	120 points

#### **General rules**

- Search area: Destroyed or partially destroyed building, which can consist of various building materials, at least 800 – 1,000 m<sup>2</sup>, spread over one or several levels.  
A level A rubble site has to include dark rooms and low-lying hiding places buried up to approx. 1 m. It is not allowed to search buildings only, although individual rooms can be included in the search area.  
The dog handler and judge must be able to see into the search area.
- Victims: 2 victims, concealed.  
The dog must not have any visual and / or physical contact and the covering must be as inconspicuous as possible. The victims must be unable to be reached via the entrances. The distance between victims must make a clear alert possible. Hiding places may be used more than once, but there is to be no danger of false alerts when changing hiding places. Hiding places used must remain unconcealed when unoccupied.  
The victims must be in position 15 minutes before the dog begins to search. There must be due compliance with safety regulations. The victims are there to assist the judge; they must remain quiet, without giving the handler and / or the dog any help whatsoever. Indicated victims have to be removed by the assistants when ordered by the judge.

- Distractions: smouldering fires, running motors, hammering, drumming, sound recorders etc.
- Assistants: The search area must have been criss-crossed by one or several persons with a test dog up to 15 minutes before the first search begins, and it must be criss-crossed by two assistants without dogs immediately before and during the search exercise.
- Time limit: maximum 20 minutes.  
The search time starts when the dog is dispatched for searching.

## **Permitted commands**

Repeated and familiar voice commands and hand signals are permitted.

## **Performance rules**

The test participant must wait with his dog out of sight and hearing range of the search area until called. The dog handler is given a sketch as location description. The search area is visually demarcated or has clearly identifiable boundaries. The search tactics are left to the dog handler and must be notified to the judge before the search begins. The judge must be kept informed of any changes during the exercise, in which case the search time will continue to run.

Before beginning the search, the dog handler notifies the judge of the type of alert his dog will give. Permitted types of alert are barking, “bringseIn” and recall.

The search-ready dog is to begin the search at a point the dog handler deems correct without identifying harness and chain collar. Only at the “BringseIn” a collar to fix the “BringseIn” - with a releasing mechanism which protects the dog from injuries - is permitted. The dog is to search the site at the command of its handler. The dog handler may not enter the rubble search area until instructed to do so by the judge.

While alerting, the dog may receive absolutely no support from the dog handler and / or the victim. The dog handler must report the alert to the judge and may not go to his dog until instructed to do so by the judge. The dog must alert clearly, forcefully and direction giving to the location of the scent / the place of alert until his handler reaches him. The handler must clearly identify the place where the dog has picked up the scent.

At the command of the judge, the test will continue. The dog handler may instruct his dog to continue searching once from where he is standing. The instructions may be issued from the place of alert or from the edge of the rubble field. He then leaves the rubble field.

The Rubble Search Level A section is completed when the dog handler reports to the judge and signs out and the judge announces the marks.

## **Assessment**

Shortcomings in the dog handler’s tactics or in the dog’s directability, intensity of search, agility and independence are duly penalised. An alert which is not confirmed by the dog handler is a fault, but is not to be marked as a false alert.

If the alert behaviour of the dog is triggered by the dog handler and / or the victim, this victim alert will be awarded 0 points.

The first false alert will be marked as minus 40 points.

A second false alert will lead to the scent work being abandoned.

The test cannot be passed if a victim is not found. The maximum possible score in this case is then 139 points.

## Rescue Dog Rubble Search Test B

**RH-T B**

Consists of:	Scent work	200 points
	Obedience and dexterity	100 points
	Total possible points	300 points

## Scent work for RH-T B

**Section A**

### Assessment criteria and total possible points

Total possible points		200 points
Directability	Cooperation with the handler, prompt and purposeful execution of orders whilst maintaining motivation to search	20 points
Search intensity	Search drive, search behaviour, temperament, motivation, enthusiasm, fitness	10 points
Agility	Amount of agility, movement through rubble, dealing with difficulties	10 points
Independence	Development of independent work drive	10 points
Dog handler tactics	Situation review, quality of chosen tactics and their implementation, handler overview throughout scent work	30 points
Alerts	3 people, each maximum 40 points, minus any false alerts	120 points

### General rules

- Search area: Destroyed or partially destroyed building, which can consist of various building materials, at least 1,200 – 1,500 m<sup>2</sup>, spread over one or several levels.  
A level B rubble site has to include at least 6 hiding places, of which at least two must be dark rooms or hollows, at least 2 low-lying hiding places buried up to approx. 2 m or at least 2 raised hiding places at a minimum height of 2 m. The rubble site must include at least two types of hiding places. It is not allowed to search buildings only, although individual rooms can be included in the search area.
- Victims: 3 victims, concealed.  
The dog must not have any visual and / or physical contact and the covering must be as inconspicuous as possible. The victims must be unable to be reached via the entrances. The distance between victims must make a clear alert possible. Hiding places may be used more than once, but there is to be no danger of false alerts when changing hiding places. Hiding places used must remain unconcealed when unoccupied.  
The victims must be in position 15 minutes before the dog begins to search. There must be due compliance with safety regulations. The victims are there to assist the judge; they must remain quiet, without giving the handler and / or the dog any help whatsoever. It is not essential than indicated victims are removed

from their hiding places. If the judge gives instructions for found victims to be recovered, this will be done by assistants.

- Distractions can consist of: smouldering fires, running motors, hammering, drumming, sound recorders etc.
- Assistants: The search area must have been criss-crossed by several people with a test dog up to 15 minutes before the first search begins, and it must be criss-crossed by several people without dogs immediately before and during the search exercise.
- Time limit: maximum 30 minutes.  
The search time starts when the dog is dispatched for searching.

## **Permitted commands**

Repeated and familiar voice commands and hand signals are permitted.

## **Performance rules**

The test participant must wait with his dog out of sight and hearing range of the search area until called. The dog handler is given a sketch as location description. The search area is visually demarcated or has clearly identifiable boundaries. The search tactics are left to the dog handler and must be notified to the judge before the search begins. The judge must be kept informed of any changes during the exercise, in which case the search time will continue to run.

Before beginning the search, the dog handler notifies the judge of the type of alert his dog will give. Permitted types of alert are barking, "bringseIn" and recall.

The search-ready dog is to begin the search at a point the dog handler deems correct without identifying harness and chain collar. Only at the "BringseIn" a collar to fix the "BringseIn" - with a releasing mechanism which protects the dog from injuries - is permitted. The dog is to search the site at the command of its handler. The dog handler may not enter the rubble search area until instructed to do so by the judge.

While alerting, the dog may receive absolutely no support from the dog handler and / or the victim. The dog handler must report the alert to the judge and may not go to his dog until instructed to do so by the judge. The dog must alert clearly, forcefully and direction giving to the location of the scent / the place of alert until his handler reaches him. The handler must clearly identify the place where the dog has picked up the scent.

At the command of the judge, the test will continue. The dog handler may instruct his dog to continue searching once from where he is standing. The instructions may be issued from the place of alert or from the edge of the rubble field. He then leaves the rubble field.

The Rubble Search Level B section is completed when the dog handler reports to the judge and signs out and the judge announces the marks.

## **Assessment**

Shortcomings in the dog handler's tactics or in the dog's directability, intensity of search, agility and independence are duly penalised. An alert which is not confirmed by the dog handler is a fault, but is not to be marked as a false alert.

If the alert behaviour of the dog is triggered by the dog handler and / or the victim, this victim alert will be awarded 0 points.



The first false alert will be marked as minus 40 points.

A second false alert will lead to the scent work being abandoned.

The test cannot be passed if a victim is not found. The maximum possible score in this case is then 139 points.

## Obedience and Dexterity for RH-F, FL, T

## Section B

Rescue dogs	-Tracking Test	RH-F	A and B
	-Area Search Test	RH-FL	A and B
	-Rubble Search Test	RH-T	A and B

### Assessment criteria and total possible points

Total possible points		100 points
Exercise 1:	Off leash heeling	10 points
Exercise 2:	Distance control	10 points
Exercise 3:	Retrieval on flat ground	10 points
Exercise 4:	Unstable plank	10 points
Exercise 5:	Horizontal ladder	10 points
Exercise 6:	Tunnel	10 points
Exercise 7:	Directability at a distance	10 points
Exercise 8:	Carrying and handing over the dog	10 points
Exercise 9:	Laying down of the dog	20 points

### General rules:

Obedience and dexterity can be carried out by up to three dog rescue teams (RHT) in the form of group work. In this case a judge is to be provided for each RHT.

Sign-in and sign-out with the testing judge must take place with dogs on the leash in starting position. Only one single leash and a suitable collar are permitted. The choice of commands to perform an exercise is at the discretion of the dog handler, but it must be a short voice command. Using the dog's name together with a command counts as a voice command. Hand signals are only allowed with express permission. If the dog needs a second command for the exercise, the rating of the exercise will be reduced by two grades.

The dog must complete exercises swiftly and willingly. Each exercise begins and ends in the start position. The phases between the individual exercises will not be evaluated. Short motivating of the dog between the exercises and commending the dog after exercise is allowed. Before the beginning of the next exercise the start position has to be taken.

In the start position the dog sits close to the handler, on his left side, oriented directly forward, so that the dog's shoulder is no further forward than the handler's knee. When going from the front position into the start position, the dog may either go directly into the sit position or assume it closely around the dog handler.

Each exercise begins at the command of the judge.

The order of events, in which exercises 1-8 are to be demonstrated by the RHT, is determined by a drawing of lots immediately before the work begins. The dog is to be taken off the leash after the drawing of lots.

Two gunshots (calibre 6-9 mm) have to be fired during the off leash heeling. The dog must be indifferent to the gunshots. Should the dog show any gun-shyness, it will be

disqualified from the test. If the dog becomes agitated during the shooting, this will be considered acceptable as long as it remains under the control of its handler. Only a dog that reacts indifferently to gunshots can be awarded full points.

## **Performance rules:**

### **1. Off leash heeling**

**10 points**

#### Exercise requirements:

The attached diagram must be followed for off leash heeling. As a sole exception, depending on local conditions, the judge may change the direction of the angles, which must be the same for all test examinees.

The group must consist of at least four people incl. the 2nd dog handler, and must have two people each with a dog on the leash (dog and bitch). The group moves in a circle in a clockwise direction.

#### Permitted commands:

Either a short voice command or a hand signal for heel, which may be given at the start and again when changing pace.

#### Conduct of exercise:

From the start position, the dog must be attentive to the handler's voice command heel and obey willingly and directly, and heel going to the left side of the dog handler and remaining oriented directly forward, with its shoulder no further forward than the handler's knee.

At the beginning of the exercise the RHT is to take 50 steps at normal pace straight down the middle line without stopping; upon turning around and an additional 10-15 steps at normal pace, the RHT must demonstrate both the running pace and the slow pace for at least ten steps each. Change of pace from running to a slow pace must be achieved abruptly with no steps being taken in between.

The RHT then goes a few steps at normal pace and demonstrates the first corner on a track of 20-25 steps without a change of pace, the second corner on a track of 25-30 steps, turns around, a further 10-15 steps at normal pace and a start position. A further 10-15 steps at normal pace are followed by a corner and 20-25 steps at normal pace back to the middle line and another start position.

From the start position the RHT passes close by the circle of people, starting from the outside and going at normal pace in an anti-clockwise direction so that the dog to be tested directly encounters each of the dogs brought along by the group. The RHT stops once, at which the group continues to move and at least one person passes the RHT.

Making a figure eight, the dog handler then leads his dog through the group at normal pace, stops in the middle and his dog takes up the start position independently. This RHT then leaves the group at normal pace and completes this part-exercise with a start position.

#### Assessment:

Running ahead, straying to the side, lagging behind, slow or hesitant sitting, a dispirited attitude by the dog, and additional voice commands/ hand signal or physical assistance from the handler, will be penalised.

## **2. Distance control**

**10 points**

### Exercise requirements:

#### Permitted commands:

A short voice command for heel, which may be given once each during movement and the concluding start position;

either a voice command and / or a hand signal for each recall;

either a voice command and / or a hand signal for sit;

either a voice command and / or a hand signal for lay down;

either a voice command and / or a hand signal for stay;

#### Conduct of exercise:

From the start position, the dog handler walks in a straight line with his dog heeling off leash. After approx. 10-15 paces the dog must sit immediately in response to the voice command for "Sit" and / or a hand signal, without the dog handler changing pace or looking round. After continuing in a straight line for approx. 40 more paces, the dog handler stops and turns to his dog, which is sitting quietly. Upon a command from the judge, the dog handler recalls his dog with a voice command and / or hand signal. As soon as the dog has covered around half the distance quickly and willingly, the dog handler gives the voice command for "Down" and / or a hand signal, upon which the dog must lay down immediately. On a further command from the judge the dog must stay in response to the voice command for "Stay" and / or a hand signal. On a further command from the judge the dog handler recalls his dog with the voice command for "Come" and / or a hand signal. The dog must come willingly and quickly and sit immediately in front of its handler. On a voice or hand signal the dog must resume the start position.

#### Assessment:

Errors in movement, sitting, laying or staying slowly, agitatedly or too late, coming too slowly and sitting correctly will be duly penalised.

If the dog assumes a position other than the one required, 2 points will be deducted in each instance.

## **3. Retrieval on flat ground**

**10 points**

### Exercise requirements:

Dog handler's own article, which he has with him throughout this part of the test.

#### Permitted commands:

Either a voice command or hand signal for "Fetch" and "Start position";

a voice command for "Drop".

#### Conduct of exercise:

From the start position the dog handler throws an item about 10 paces away. The voice command "Fetch" may not be given until the article has come to a complete stop. Sitting off leash near its handler, upon a voice command or hand signal for "Fetch" the dog must run to the object, swiftly retrieve it and fetch it back to its handler just as quickly. The dog must sit immediately in front of its handler and retain the object in its mouth until, after a brief pause, the handler takes it with the voice command for "Drop". The dog must return to the start position at a voice command or hand signal.

The dog handler may not leave his position during the entire exercise.

Assessment:

Marks will be duly deducted for throwing the article too short a distance, assistance from the dog handler without a change of position, errors in the start position, running slowly, errors in picking up, returning slowly, dropping the article, playing with or crushing the article, straddle position by the dog handler, and errors in sitting too soon and finishing.

If the dog handler leaves his position before the exercise is completed, it will be marked as unsatisfactory.

If the dog does not fetch, the exercise is awarded 0 points.

**4. Unstable plank**

**10 points**

Exercise requirements:

Obstacle:

The equipment must be movable at least 20 cm.

- Wooden plank: Length approx. 4 m, width approx. 0.30 m, height approx. 0.04 m;
- 2 identical barrels: Diameter approx 0.40 m;
- Plank set up in running direction to restrict movement to 0.20 m.

Permitted commands:

A voice command and / or a hand signal for "Mount";

a voice command for "Stop";

either a voice command or a hand signal for each "Continue".

Conduct of exercise:

The dog handler takes up the start position at an appropriate distance from the obstacle with his dog off the leash. At the voice command for "Mount" and / or a hand signal, the dog must jump on to the plank and at a voice command for "Stop" must stop immediately in the running direction. At the judge's command, the dog handler joins the dog, gives the voice signal for "Continue" or the hand signal, and goes to the end of the equipment with his dog. The dog must stop there independently. At the judge's command, the dog handler gives his dog the voice command for "Continue", or the hand signal, and goes a few paces behind the apparatus. He stops there and his dog assumes the start position independently.

The dog must traverse the full length of the plank without any signs of fear or inclination to jump.

Assessment:

Hesitant mounting, unsure footing, errors in stopping or mounting will be duly penalised.

**5. Ladder**

**10 points**

Exercise requirements:

Obstacle: Fixed wooden ladder, horizontal, with access

- Ladder: Length approx. 4 m, width approx. 0.50 m, Rungs 0.30 m apart, rungs 0.05 m wide;
- Two supports: Height approx 0.50 m;
- Access: Length 1.20 m, width 0.50 m, cross struts are allowed to assist access.

Permitted commands:

A voice command and / or a hand signal for “Mount”;  
either a voice command or a hand signal for “Start position”.

Conduct of exercise:

The dog handler takes up the start position at an appropriate distance from the obstacle with his dog off the leash. At the voice command and / or hand signal the dog climbs up the access plank on to the ladder, crosses it independently to the last rung and stays there. The dog handler walks alongside the working dog as soon as its front paw has reached the first rung, but may not touch the dog or the apparatus. At the end of the ladder the dog is lifted down by the handler, placed in front of him and ordered into start position by a voice command or hand signal.

Assessment:

Marks are duly deducted for hesitant or overhasty mounting or crossing, unsure footing on the ladder, single steps on a ladder rail or not reaching the end of the ladder.

If the dog uses the ladder rail for much of the exercise, displays very unsure footing, falls between the rungs or requires assistance from its handler, the exercise is to be marked as unsatisfactory.

If the dog jumps off, the exercise is awarded 0 points.

**6. Tunnel**

**10 points**

Exercise requirements:

Obstacle:

- Fixed access, height 0.50 m, length 3 m;
- Adjoining crawl pace: Soft material, length 3 m.

Permitted commands:

A voice command and / or a hand signal for “Go through”;  
a voice command for “Stop”;  
either a voice command or a hand signal for “Start position”.

Conduct of exercise:

The dog handler takes up the start position at an appropriate distance from the obstacle with his dog off the leash. At the voice command for “Go through” and / or a hand signal the dog must go through the apparatus. Once the dog has left the apparatus it must comply with the voice command for “Stay”. At the judge’s command, the dog handler goes to his dog and orders it into the start position with the voice command for “Start position” or a hand signal.

Assessment:

Hesitation in entering and passing through the tunnel are duly penalised.

If the dog does not leave the tunnel the exercise is marked as unsatisfactory.

## 7. Directability at a distance

10 points

### Exercise requirements:

Equipment:

- 1 marker for the start point
- 1 marker for the middle point
- 3 marked areas 40 m apart, area approx. 1 m x 1 m, maximum height 0.60 m (pallet, table or similar)
- 6 lots, which display the sequence of the marked areas

### Permitted commands:

A voice command and hand signal for "Approach the middle marker";

a voice command for "Stop";

a voice command and hand signal to approach each of the three marked areas;

a voice command to approach / mount / stop at each of the three marked areas;

either a voice command or a hand signal for "Come".

either a voice command or a hand signal for "Start position".

### Conduct of exercise:

The order in which the marked areas are to be approached by the dog is done by the dog handler which draws the order by lot before the exercise begins.

The dog handler takes up the start position at the starting point with his dog off leash. On the instructions of the judge, without changing his position the dog handler is to send his dog to a clearly marked point approx. 20 m away, using the voice signal for "Approach the marker" and a hand signal. When the dog has reached this point it is given the voice command for "Stop". At the further command of the judge, without changing his position the dog handler sends his dog to the first allocated point with the voice command for "Approach the marked points" and a hand signal. At the voice signal for "Mount and stay" the dog is to jump on the object and stay there. The dog handler then uses voice command and hand signal to send his dog to the next point, onto which it must again jump and stay. The process is repeated for the third point.

The order in which the points are to be approached is determined by the judge at the beginning of the exercise.

The dog is to be recalled from the third object to the dog handler with the voice command for "Come" or a hand signal, and must sit closely in front of him. At a voice command for "Start position" or a hand signal, the dog is to assume the start position.

### Assessment:

Marks will be duly deducted for a hesitant approach of the first marked area or specific point, straying markedly from the ideal line, change of speed, hesitant mounting of the marked area or leaving a specific point independently, handler assistance such as multiple commands or errors in completion of the exercise.

If the sequence of marked areas stipulated by the judge is not followed or the dog handler leaves his position, the exercise will be marked as unsatisfactory.

## **8. Carrying and handing over the dog**

**10 points**

### Exercise requirements:

- Start position: The dog may be picked up from the ground or a higher level (a spotting table, for example).
- A carrying assistant.

### Permitted commands:

Either a voice command or a hand signal for the start position, “Come” and “Start position”.

### Conduct of exercise:

From the start position, the dog handler may give a voice command or hand signal to adopt a start position that makes it easier to lift the dog. Distance control between handler and dog is not incorrect.

The handler carries his dog in a straight line for 10 m and hands it to a second person. Whilst the handler stands still, the second person carries the dog another 10 m and sets it on the ground. The dog must stay there until the handler calls it with a voice command or hand signal on the instructions of the judge. The dog must come quickly and willingly and sit close in front of its handler. On a voice or hand signal the dog must resume the start position.

The dog may show no aggression towards the handler or the assistant. Whilst being carried the dog must be able to move its tail freely.

### Assessment:

If the dog is uncooperative, agitated whilst being carried, growls or moves away when set down, this will be duly penalised.

If the dog jumps down, the exercise is awarded 0 points.

Excessive shyness or aggression towards the handler or assistant will lead to disqualification.

## **9. Laying down while distracted**

**20 points**

### Exercise requirements:

Two marked places for dog and bitch.

### Permitted commands:

A voice command or a hand signal for “Down”;

Either a voice command or a hand signal for “Sit up”.

### Conduct of exercise:

Before the second dog begins work the dog handler assumes the start position with his dog off leash at a place specified by the judge. At the judge’s command he orders his dog to “Lay down” with a voice command or a hand signal, leaving no objects near it. The dog handler now goes to a second place at least 40 paces away, as specified by the judge, and stands still facing the dog. The dog must lay quietly without any intervention by the handler, whilst the first dog demonstrates exercises 1 to 8.

Whilst the other dog does the off leash heeling, the dog handler goes alone to the group of people and then returns to his original place.



At the judge's command the handler is to go to his dog and stand to the right of it. At the further command of the judge, the handler gives the voice command for "Sit up" or a hand signal. The dog must quickly sit up straight.

Assessment:

Marks are duly deducted if the dog lays in an agitated manner, stands / sits up too soon or comes to meet the handler when being collected, and for agitated behaviour by the handler or other covert assistance.

The exercise will be assessed as unsatisfactory if the dog stands or sits instead of laying down but stays in its place. If the dog moves more than 3 metres away from its place once the dog on show has completed the fourth exercise, a part-assessment is carried out.

If the dog moves more than 3 metres away from its place before the fourth exercise has been completed, the exercise will be awarded 0 points.

The Obedience and Dexterity section is completed when the dog handler signs out and the judge announces the marks.

## Rescue Dog Avalanche Test A

**RH-L A**

Consists of:	Scent work	200 points
	Obedience and dexterity	100 points
	Total possible points	300 points

## Scent work for RH-L A

**Section A**

Scent work consists of the sub-exercises biological location with the dog and physical location with the avalanche search device.

## Assessment criteria and total possible points

Total possible points		200 points
Directability	Cooperation with the handler, prompt and purposeful execution of orders whilst maintaining motivation to search	20 points
Search intensity	Search drive, search behaviour, temperament, motivation, enthusiasm, fitness	10 points
Agility	Amount of agility, movement through snow, dealing with difficulties	10 points
Independence	Development of independent work drive	10 points
Dog handler tactics	Situation review, quality of chosen tactics and their implementation, handler overview throughout scent work	10 points
Alerts	2 people, each max. 60 points, minus any false alerts	120 points
Work with an avalanche peeps location device	Operation of the avalanche search device by the dog handler, location of the transmitter	20 Points

## General rules

### Biological location:

- Search area: Snowfield, at least 8,000 m<sup>2</sup>.  
Flags are to clearly mark the boundaries of the search area to ensure optimal supervision.
- Victims: 2 victims buried to a maximum depth of 1 metre.  
It must not be possible for the dog to have any visual and / or physical contact and the covering must be as inconspicuous as possible. The distance between victims must make a clear alert possible. Hiding places may be used more than once, but there is to be no danger of false alerts when changing hiding places. Hiding places used must remain unconcealed when unoccupied. The victim is not permitted to help in the preparation of the hiding place dig-out immediately before the test.  
The victims must be in position at least 20 minutes before the dog begins to search. There must be due compliance with safety regulations. The victims are

there to assist the judge; they must remain quiet, without giving the handler and / or the dog any help whatsoever.

- Assistants: Immediately before starting and during the work by the dog the search area is to be criss-crossed by at least three people without dogs or entered by skiers.
- Time limit: maximum 15 minutes.  
The search time starts when the dog is dispatched for searching. The clock is stopped whilst the first victim is being rescued.

#### **Technical location:**

- Snow field, 10 m x 10 m, clearly marked
- 1 avalanche peeps device as a transmitter
- 1 avalanche peeps device as a receiver  
When registering the dog handler must advise whether he is using his own device or one provided by the organiser.

#### **Permitted commands**

##### **Biological location:**

Repeated and familiar voice commands and hand signals are permitted.

#### **Performance rules**

##### **Biological location:**

The test participant must wait with his dog out of sight and hearing range of the search area until called. The dog handler may carry out the search operation with touring skis or snowshoes.

The dog handler is given a location description and task in the language of the organiser or in English or German on request. The search area is described verbally. The search tactics are left to the dog handler and must be notified to the judge before the search begins. The judge must be kept informed of any changes during the exercise, in which case the search time will continue to run.

The dog is to begin the search at a point the dog handler deems correct. The dog is to search the site at the command of its handler. The dog handler may not leave the starting position until the dog is at least 30 metres away or when the dog alerts and the judge instructs him to do so.

While alerting, the dog may receive absolutely no support from the dog handler and / or the victim. The dog handler must report the alert to the judge and may not go to his dog until instructed to do so by the judge. The dog must alert clearly and forcefully, visibly or audibly, the location of the scent / the place of alert until his handler reaches him. The handler must clearly identify the place where the dog has picked up the scent. The dog handler marks the location of the alert and digs out the victim on the instructions of the judge. At the command of the judge, the test will continue.

The Avalanche Search Level A section is completed when the dog handler reports to the judge and signs out and the judge announces the marks.

**Technical location:**

The dog handler's task is to locate, dig out and present to the judge within a maximum of 5 minutes an avalanche search device which has been buried in the marked area at a depth of approx. 0.30 m. Tactics are at the handler's discretion.

**Assessment****Biological location:**

Shortcomings in the dog handler's tactics or in the dog's directability, intensity of search, agility and independence, and any harassment of a victim by the dog are duly penalised. An alert which is not confirmed by the dog handler is a fault, but is not to be marked as a false alert.

If the alert behaviour of the dog is triggered by the dog handler and / or the victim, this victim alert will be awarded 0 points.

The first false alert will be marked as minus 40 points.

A second false alert will lead to the scent work being abandoned.

The test cannot be passed if a victim is not found. The maximum possible score in this case is then 139 points.

Any injury to a victim by the dog leads to disqualification.

**Technical location:**

The exercise is awarded 0 points if the time limit is exceeded.

## Rescue Dog Avalanche Test B

**RH-L B**

Consists of:	Scent work	200 points
	Obedience and dexterity	100 points
	Total possible points	300 points

## Scent work for RH-L B

**Section A**

Scent work consists of the sub-exercises biological location with the dog and physical location with the avalanche search device.

## Assessment criteria and total possible points

Total possible points		200 points
Directability	Cooperation with the handler, prompt and purposeful execution of orders whilst maintaining motivation to search	20 points
Search intensity	Search drive, search behaviour, temperament, motivation, enthusiasm, fitness	10 points
Agility	Amount of agility, movement through snow, dealing with difficulties	10 points
Independence	Development of independent work drive	10 points
Dog handler tactics	Situation review, quality of chosen tactics and their implementation, handler overview throughout scent work	10 points
Alerts	3 people, each max. 40 points, minus any false alerts	120 points
Work with an avalanche peeps location device	Operation of the avalanche search device by the dog handler, location of the transmitter	20 Points

## General rules

### Biological location:

- Search area: Snowfield, at least 12,000 m<sup>2</sup>.  
Flags are to clearly mark the boundaries of the search area to ensure optimal supervision.
- Victims: 3 victims buried to a depth of approx. 2 metres.  
It must not be possible for the dog to have any visual and / or physical contact and the covering must be as inconspicuous as possible. The victims must be unable to be reached via the entrances. The distance between victims must make a clear alert possible. Hiding places may be used more than once, but there is to be no danger of false alerts when changing hiding places. Hiding places used must remain unconcealed when unoccupied. The victim is not permitted to help in the preparation of the hiding place dig-out immediately before the test.  
The victims must be in position at least 20 minutes before the dog begins to search. There must be due compliance with safety regulations. The victims are

there to assist the judge; they must remain quiet, without giving the handler and / or the dog any help whatsoever. The victims are there to assist the judge; they must remain quiet, without giving the handler and / or the dog any help whatsoever. Located victims are rescued by assistants on the instructions of the judge.

- Assistants: The search area must have been criss-crossed by at least three people with a test dog on foot or on skis up to 15 minutes before the search begins, and it must be criss-crossed by at least three people without dogs on foot or on skis immediately before and during the search exercise.
- Time limit: maximum 30 minutes.  
The search time starts when the dog is dispatched for searching.

#### **Technical location:**

- Snow field, 10 m x 10 m, clearly marked
- 1 avalanche peeps device as a transmitter
- 1 avalanche peeps device as a receiver  
When registering the dog handler must advise whether he is using his own device or one provided by the organiser.

### **Permitted commands**

#### **Biological location:**

Repeated and familiar voice commands and hand signals are permitted.

### **Performance rules**

#### **Biological location:**

The test participant must wait with his dog out of sight and hearing range of the search area until called. The dog handler is to carry out the search work on touring skis.

The dog handler is given a location description and task in the language of the organiser or in English or German on request. The search area is described verbally. The search tactics are left to the dog handler and must be notified to the judge before the search begins. The judge must be kept informed of any changes during the exercise, in which case the search time will continue to run.

The dog is to begin the search at a point the dog handler deems correct. The dog is to search the site at the command of its handler. The dog handler may not leave the starting position until the dog is at least 30 metres away or when the dog alerts and the judge instructs him to do so.

While alerting, the dog may receive absolutely no support from the dog handler and / or the victim. The dog handler must report the alert to the judge and may not go to his dog until instructed to do so by the judge. The dog must alert clearly and forcefully, visibly or audibly, the location of the scent / the place of alert until his handler reaches him. The handler must clearly identify the place where the dog has picked up the scent. The handler marks the place of alert. The victim is dug out by assistants. The work continues on the instructions of the judge without waiting for the completion of the rescue operation.

The Avalanche Search Level B section is completed when the dog handler reports to the judge and signs out and the judge announces the marks.

**Technical location:**

The dog handler's task is to locate, dig out and present to the judge within a maximum of 5 minutes an avalanche search device which has been buried in the marked area at a depth of approx. 0.30 m. Tactics are at the handler's discretion.

**Assessment****Biological location:**

Shortcomings in the dog handler's tactics or in the dog's directability, intensity of search, agility and independence, and any harassment of a victim by the dog are duly penalised. An alert which is not confirmed by the dog handler is a fault, but is not to be marked as a false alert.

If the alert behaviour of the dog is triggered by the dog handler and / or the victim, this victim alert will be awarded 0 points.

The first false alert will be marked as minus 40 points.

A second false alert will lead to the scent work being abandoned.

The test cannot be passed if a victim is not found. The maximum possible score in this case is then 139 points.

Any injury to a victim by the dog leads to disqualification.

**Technical location:**

The exercise is awarded 0 points if the time limit is exceeded.

## **Obedience and Dexterity for RH-L**

## **Section B**

Rescue dogs    Avalanche Test    RH-L    A and B

### **Assessment criteria and total possible points**

Total possible points	100 points
Exercise 1:      Off leash heeling	10 points
Exercise 2:      Distance control	10 points
Exercise 3:      Retrieval on flat ground	10 points
Exercise 4:      Directability at a distance	10 points
Exercise 5:      Carrying and handing over the dog	10 points
Exercise 6:      Laying down of the dog	20 points
Exercise 7:      Following ski tracks	20 points
Exercise 8:      Transportability	10 points

### **General rules:**

Obedience and Dexterity is to be conducted in snow.

Sign-in and sign-out with the testing judge must take place with dogs on the leash in starting position. Only one single leash and a suitable collar are permitted. The choice of commands to perform an exercise is at the discretion of the dog handler, but it must be a short voice command. Using the dog's name together with a command counts as a voice command. Hand signals are only allowed with express permission. If the dog needs a second command for the exercise, the rating of the work will be reduced by two grades.

The dog must complete exercises swiftly and willingly. Each exercise begins and ends in the start position. The phases between the exercises will not be evaluated. Short motivating of the dog between the individual exercises and commending the dog after exercise is allowed. Before the beginning of the next exercise the start position has to be taken.

In the start position the dog sits close to the handler, on his left side, oriented directly forward, so that the dog's shoulder is no further forward than the handler's knee. When going from the front position into the start position, the dog may either go directly into the sit position or assume it closely around the dog handler.

Each exercise begins at the command of the judge.

The order of events, in which exercises 1-6 are to be demonstrated by the RHT, is determined by a drawing of lots immediately before the work begins. The dog is to be taken off the leash after the drawing of lots.

Two gunshots (calibre 6-9 mm) have to be fired during the off leash heeling. The dog must be indifferent to the gunshots. Should the dog show any gun-shyness, it will be disqualified from the test. If the dog becomes agitated during the shooting, this will be considered acceptable as long as it remains under the control of its handler. Only a dog that reacts indifferently to gunshots can be awarded full points.



## **Performance rules:**

### **1. Off leash heeling**

**10 points**

#### Exercise requirements:

The attached diagram must be followed for off leash heeling. As a sole exception, depending on local conditions, the judge may change the direction of the angles, which must be the same for all test examinees.

The group must consist of at least four people incl. the 2nd dog handler, and must have two people each with a dog on the leash (dog and bitch). The group moves in a circle in a clockwise direction.

#### Permitted commands:

Either a short voice command or a hand signal for heel, which may be given at the start and again when changing pace.

#### Conduct of exercise:

From the start position, the dog must be attentive to the handler's voice command heel and obey willingly and directly, and heel going to the left side of the dog handler and remaining oriented directly forward, with its shoulder no further forward than the handler's knee.

At the beginning of the exercise the RHT is to take 50 steps at normal pace straight down the middle line without stopping; upon turning around and an additional 10-15 steps at normal pace, the RHT must demonstrate both the running pace and the slow pace for at least ten steps each. Change of pace from running to a slow pace must be achieved abruptly with no steps being taken in between.

The RHT then goes a few steps at normal pace and demonstrates the first corner on a track of 20-25 steps without a change of pace, the second corner on a track of 25-30 steps, turns around, a further 10-15 steps at normal pace and a start position. A further 10-15 steps at normal pace are followed by a corner and 20-25 steps at normal pace back to the middle line and another start position.

From the start position the RHT passes close by the circle of people, starting from the outside and going at normal pace in an anti-clockwise direction so that the dog to be tested directly encounters each of the dogs brought along by the group. The RHT stops once, at which the group continues to move and at least one person passes the RHT.

Making a figure eight, the dog handler then leads his dog through the group at normal pace, stops in the middle and his dog takes up the start position independently. This RHT then leaves the group at normal pace and complete this part-exercise with a start position.

#### Assessment:

Running ahead, straying to the side, lagging behind, slow or hesitant sitting, a dispirited attitude by the dog, and additional voice commands / hand signal or physical assistance from the handler, will be penalised.

## **2. Distance control**

**10 points**

### Exercise requirements:

#### Permitted commands:

A short voice command for heel, which may be given once each during movement and the concluding start position;

either a voice command and / or a sight command for each recall;

either a voice command and / or a sight command for sit;

either a voice command and / or a hand signal for lay down;

either a voice command and / or a hand signal for stay;

#### Conduct of exercise:

From the start position, the dog handler walks in a straight line with his dog heeling off leash. After approx. 10-15 paces the dog must sit immediately in response to the voice command for "Sit" and / or a hand signal, without the dog handler changing pace or looking round. After continuing in a straight line for approx. 40 more paces, the dog handler stops and turns to his dog, which is sitting quietly. Upon a command from the judge, the dog handler recalls his dog with a voice command and / or hand signal. As soon as the dog has covered around half the distance quickly and willingly, the dog handler gives the voice command for "Down" and / or a hand signal, upon which the dog must lay down immediately. On a further command from the judge the dog must stay in response to the voice command for "Stay" and / or a hand signal. On a further command from the judge the dog handler recalls his dog with the voice command for "Come" and / or a hand signal. The dog must come willingly and quickly and sit immediately in front of its handler. On a voice or hand signal the dog must resume the start position.

#### Assessment:

Errors in movement, sitting, laying or staying slowly, agitatedly or too late, coming too slowly and sitting too soon will be duly penalised.

If the dog assumes a position other than the one required, 2 points will be deducted in each instance.

## **3. Retrieval on flat ground**

**10 points**

### Exercise requirements:

Dog handler's own article, which he has with him throughout this part of the test.

#### Permitted commands:

Either a voice command or hand signal for "Fetch" and "Start position";

a voice command for "Drop".

#### Conduct of exercise:

From the start position the dog handler throws an item about 10 paces away. The voice command "Fetch" may not be given until the article has come to a complete stop. Sitting off leash near its handler, upon a voice command or hand signal for "Fetch" the dog must run to the object, swiftly retrieve it and fetch it back to its handler just as quickly. The dog must sit immediately in front of its handler and retain the object in its mouth until, after a brief pause, the handler takes it with the voice command for "Drop". The dog must return to the start position at a voice command or hand signal.

The dog handler may not leave his position during the entire exercise.

Assessment:

Marks will be duly deducted for throwing the article too short a distance, assistance from the dog handler without a change of position, errors in the start position, running slowly, errors in picking up, returning slowly, dropping the article, playing with or crushing the article, straddle position by the dog handler, and errors in sitting too soon and finishing.

If the dog handler leaves his position before the exercise is completed, it will be marked as unsatisfactory.

If the dog does not fetch, the exercise is awarded 0 points.

**4. Directability at a distance**

**10 points**

Exercise requirements:

Equipment:

- 1 marker for the start point
- 1 marker for the middle point
- 3 marked areas 40 m apart, (rucksack, clothing or similar)
- 6 lots, which display the sequence of the marked areas

Permitted commands:

A voice command and hand signal for “Approach the middle marker”;

a voice command for “Stop”;

a voice command and hand signal to approach each of the three marked areas;

a voice command to stop at each of the three marked areas;

a voice command for “Come”;

either a voice command or a hand signal for “Start position”.

Conduct of exercise:

The order in which the marked areas are to be approached by the dog is done by the dog handler which draws the order by lot before the exercise begins.

The dog handler takes up the start position at the starting point with his dog off leash. On the instructions of the judge, without changing his position the dog handler is to send his dog to a clearly marked point approx. 20 m away, using the voice signal for “Approach the marker” and a hand signal. When the dog has reached this point it is given the voice command for “Stop”. At the further command of the judge, without changing his position the dog handler sends his dog to the first allocated point with the voice command for “Approach the marked points” and a hand signal. The dog must stop there at a voice command. The dog handler then uses voice command and hand signal to send his dog to the next point, at which it must likewise stay at a voice command. The process is repeated for the third point.

The order in which the points are to be approached is determined by the judge at the beginning of the exercise.

The dog is to be recalled from the third object to the dog handler with the voice command for “Come” or a hand signal, and must sit closely in front of him. At a voice command for “Start position” or a hand signal, the dog is to assume the start position.

Assessment:

Marks will be duly deducted for a hesitant approach of the first marked area or specific point, straying markedly from the ideal line, change of speed, hesitation in staying at a marked area or leaving a specific point independently, handler assistance such as multiple commands or errors in the completion of the exercise.

If the sequence of marked areas, determined by a drawing of lots, is not followed or the dog handler leaves his position, the exercise will be marked as unsatisfactory.

**5. Carrying and handing over the dog** **10 points**

Exercise requirements:

- Start position: The dog may be picked up from the ground or a higher place.
- A carrying assistant.

Permitted commands:

Either a voice command or a hand signal for the start position, “Come” and “Start position”.

Conduct of exercise:

From the start position, the dog handler may give a voice command or hand signal to adopt a start position that makes it easier to lift the dog. Distance control between handler and dog is not incorrect.

The handler carries his dog in a straight line for 10 m and hands it to a second person. Whilst the handler stands still, the second person carries the dog another 10 m and sets it on the ground. The dog must stay there until the handler calls it with a voice command or hand signal on the instructions of the judge. The dog must come quickly and willingly and sit close in front of its handler. On a voice or hand signal the dog must resume the start position.

The dog may show no aggression towards the handler or the assistant. Whilst being carried the dog must be able to move its tail freely.

Assessment:

If the dog is uncooperative, agitated whilst being carried, growls or moves away when set down, this will be duly penalised.

If the dog jumps down, the exercise is awarded 0 points.

Excessive shyness or aggression towards the handler or assistant will lead to disqualification.

**6. Laying down while distracted** **20 points**

Exercise requirements:

Two marked places for dog and bitch.

Permitted commands:

A voice command or a hand signal for Down;

either a voice command or a hand signal for “Sit up”.

### Conduct of exercise:

Before the second dog begins work the dog handler assumes the start position with his dog off leash at a place specified by the judge. At the judge's command he orders his dog to "Lay down" with a voice command or hand signal, leaving no objects near it. The dog handler now goes to a second place at least 40 paces away, as specified by the judge, and stands still facing the dog. The dog must lay quietly without any intervention by the handler, whilst the first dog demonstrates exercises 1 to 5.

Whilst the other dog does the off leash heeling, the dog handler goes alone to the group of people and then returns to his original place.

At the judge's command the handler is to go to his dog and stand to the right of it. At the further command of the judge, the handler gives the voice command for "Sit up" or a hand signal. The dog must quickly sit up straight.

### Assessment:

Marks are duly deducted if the dog lays in an agitated manner, stands / sits up too soon or comes to meet the handler when being collected, and for agitated behaviour by the handler or other covert assistance.

The exercise will be assessed as unsatisfactory if the dog stands or sits instead of laying down but stays in its place. If the dog moves more than 3 metres away from its place once the dog on show has completed the fourth exercise, a part-assessment is carried out.

If the dog moves more than 3 metres away from its place before the fourth exercise has been completed, the exercise will be awarded 0 points.

## **7. Following ski tracks**

**20 points**

### Exercise requirements:

#### Permitted dog handler commands:

A voice command and / or a hand signal for "Follow tracks";  
either a voice command or a hand signal for "Start position".

### Conduct of exercise:

The Follow Ski Tracks Level A test is to be performed with snowshoes or touring skis and with touring skis at Level B.

The dog handler takes up the start position with his dog off leash. From the starting position the dog handler and his dog are to follow a path, defined by the judge, through the area totalling a length of approx. 500 m. At the beginning the handler gives the dog a voice command for "Follow tracks" and / or a hand signal and may repeat these several times in the course of the exercise. From the start position, the dog must fall in immediately behind the dog handler and remain in his tracks without hindering or interfering with him. The Follow Ski Tracks exercise is to be done with touring skis or snowshoes.

### Assessment:

Marks are duly deducted if the dog leaves the track, forges ahead or lags behind.

## **8. Transportability**

**10 points**

### Exercise requirements:

Means of transport:

- Slope grooming machine, chairlift, helicopter or similar.

Permitted dog handler commands:

A voice command and / or a hand signal for “Jump up”;

a voice command for “Stop”;

either a voice command or a hand signal for “Start position”.

Conduct of exercise:

The dog handler takes up the start position at an appropriate distance from the relevant means of transport with his dog off the leash. Any commonly used conveyance may be used as long as the relevant safety regulations are adhered to. The dog climbs, jumps or is lifted onto the conveyance. During transportation the dog must behave in a calm and composed manner. After the journey or flight the dog handler disembarks with his dog, places it to the side of the vehicle on the ground and brings it into the start position using the voice command for “Start position”.

Assessment:

Unconfident behaviour will be duly penalised.

If the dog is uncooperative when embarking/disembarking, the exercise will be awarded 0 points.

The Obedience and Dexterity section is completed when the dog handler reports to the judge and signs out and the judge announces the marks.

## Rescue Dog Water Test A

## RH-W A

Consists of:	Water rescue	200 points
	Obedience and dexterity	100 points
	Total possible points	300 points

## Water rescue for RH-W A

## Section A

### Assessment criteria and total possible points

Total possible points			200 points
Bringing a rescue device from the shore:	Line,	Distance 25 m	20 points
Retrieval of a person from the shore:	Harness,	Distance 25 m	60 points
Bringing a rescue device from the boat:	Line,	Distance 25 m	20 points
Retrieval of a person from the boat:	Harness,	Distance 25 m	60 points
Transport of an unseaworthy boat:	Rowing boat,	Distance 25 m	40 points

### General rules

General safety rules must be follows. All participants in the water or in the boat must wear a neoprene suit or a life vest.

The dog handler must wear a neoprene suit or a life vest and the dog a life vest or suitable marine harness.

The exercise must be carried out on a shore area specially selected to ensure that the dog must spend the majority of the exercise in the water but is still easily able to come ashore.

### Permitted commands

Repeated and familiar voice commands and hand signals are permitted.

### Performance rules:

#### Bringing a rescue device starting from the shore

**20 points**

##### Exercise requirements:

- Rowing boat and driver.
- Line: Tow rope, approx. 30 m in length.

##### Conduct of exercise:

A rowing boat with a driver is located in the water 25 m from the shore.

The dog handler places the end of an approx. 30 m line in the dog's mouth. At the handler's command the dog swims to the boat and gives the end of the rope to the driver. Whilst the handler pulls the boat to the shore, the dog swims alongside the boat. As soon as the boat has reached the shore, the handler calls his dog.

### Assessment:

Marks are duly deducted if there are mistakes when picking up and dropping the line or accompanying the boat.

If the dog does not take the rescue line to the boat driver, the exercise is awarded 0 points.

### **Retrieval of a person starting from the shore**

**60 points**

#### Exercise requirements:

- Assistant with neoprene suit in the water.

#### Conduct of exercise:

A person simulating drowning and calling for help is located 25 m from shore in the water.

At the command of the dog handler the dog swims to the person. As soon as the person is able to hold on to the dog's harness or life vest, the dog brings him back to the shore independently. As soon as the dog has reached the shore with the person who has got into difficulties, the handler goes to the rescued victim and takes care of him.

### Assessment:

Marks are duly deducted if the dog does not swim directly to the person, does not swim directly back or disturbs the after-care.

If the dog does not bring the assistant back, the exercise is awarded 0 points.

### **Bringing a rescue device starting from the boat**

**20 points**

#### Exercise requirements:

- Motorboat and driver.
- Rowing boat and driver.
- Line: Tow rope, approx. 30 m in length.

#### Conduct of exercise:

The RHT is in a motorboat. There is a rowing boat with a driver 25 m away in the water.

At the command of the dog handler the dog jumps into the water. The dog handler places the end of an approx. 30 m line in the dog's mouth. At the handler's further command the dog swims to the rowing boat and gives the end of the rope to the driver. Whilst the handler pulls the rowing boat to his own boat, the dog swims alongside the rowing boat. As soon as the rowing boat is within range of the motorboat, an assistant secures it. The dog handler summons his dog, it swims to him and the handler helps it back into the boat.

### Assessment:

Marks are duly deducted if there are mistakes when picking up and dropping the line or accompanying the boat, or shortcomings when jumping into the water, swimming to the boat or lifting into the boat.

If the dog does not take the rescue line to the boat driver, the exercise is awarded 0 points.



## **Retrieval of a person starting from the boat**

**60 points**

### Exercise requirements:

- Motorboat and driver.
- Assistant with neoprene suit in the water.

### Conduct of exercise:

The RHT is in a motorboat. A person simulating drowning and calling for help is located 25 m away.

At the command of the dog handler the dog jumps into the water and swims to the person. As soon as the person is able to hold on to the dog's harness or life vest, the dog brings him back to the boat independently. As soon as the dog is within range of the boat with the person who has got into difficulties, an assistant takes over from there. The dog handler summons his dog, it swims to him and the handler helps it back into the boat.

### Assessment:

Marks are duly deducted if the dog does not swim directly to the person, does not swim directly back or displays shortcomings when jumping into the water, swimming to the boat or lifting into the boat.

If the dog does not bring the assistant back, the exercise is awarded 0 points.

## **Transport of an unseaworthy boat**

**40 points**

### Exercise requirements:

- Rowing boat and driver.  
An approx. 3m line with thick ends is fastened to the boat.

### Conduct of exercise:

A drifting rowing boat, in which the driver is lying helpless, is located in the water 25 m from the shore.

At the command of the dog handler the dog swims to the drifting boat. The dog searches independently for the trailing line, takes it in its mouth and brings the boat to the shore. As soon as the boat has reached the shore, the handler instructs the dog to release the rope and lie on the shore. He then sees to the helpless boat driver.

### Assessment:

Marks are duly deducted if the dog does not swim directly to the boat, does not grab the line quickly or does not swim directly back.

If the dog does not bring the boat, the exercise is awarded 0 points.

The water rescue Level A section is completed when the dog handler signs out and the judge announces the marks.

## Rescue Dog Water Test B

## RH-W B

Consists of:	Water rescue	200 points
	Obedience and dexterity	100 points
	Total possible points	300 points

## Water rescue for RH-W B

## Section A

### Assessment criteria and total possible points

Total possible points			200 points
Bringing a rescue device from the shore:	Life ring,	Distance 40 m	20 points
Retrieval of a person from the shore:	Arm grip,	Distance 40 m	60 points
Bringing a rescue device from the boat:	Life ring,	Distance 40 m	20 points
Retrieval of a person from the boat:	Arm grip,	Distance 40 m	60 points
Transport of an unseaworthy boat:	Motorboat,	Distance 40 m	40 points

### General rules

General safety rules must be follows. All participants in the water or in the boat must wear a neoprene suit or a life vest.

The dog handler must wear a neoprene suit or a life vest and the dog a life vest or suitable marine harness.

The exercise must be carried out on a shore area specially selected to ensure that the dog must spend the majority of the exercise in the water but is still easily able to come ashore.

### Permitted commands

Repeated and familiar voice commands and hand signals are permitted.

### Performance rules:

#### Bringing a rescue device starting from the shore

**20 points**

##### Exercise requirements:

- Boat with driver and assistant with neoprene suit.
- Life ring with line.

##### Conduct of exercise:

The assistant falls into the water from a boat travelling parallel to the shore 40 m away and simulates drowning. Unaware of this, the driver of the boat continues on his way.

The dog handler throws a life ring into the water in the direction of the drowning person. At the handler's command the dog goes to the life ring, takes hold of the line connected to the ring and takes this to the victim, who then holds on to it. The dog then pulls the person with the life ring to the shore independently. As soon as the dog has reached the shore with the person who has got into difficulties, the handler goes to the rescued victim and takes care of him.

### Assessment:

Marks are duly deducted for mistakes when picking up or dropping the line.

If the dog does not bring the assistant back, the exercise is awarded 0 points.

### **Retrieval of a person starting from the shore**

**60 points**

#### Exercise requirements:

- Boat with driver and assistant with neoprene suit.

#### Conduct of exercise:

The assistant falls into the water from a boat travelling parallel to the shore 40 m away and behaves passively. Unaware of this, the driver of the boat continues on his way.

At the handler's command the dog swims to the drowning person, grips his arm in its mouth and brings the person to the shore. As soon as the dog has reached the shore with the person who has got into difficulties, the handler goes to the rescued victim and takes care of him.

### Assessment:

Marks are duly deducted if the dog does not swim directly to the person, does not swim directly back or disturbs the after-care.

If the dog does not bring the assistant back or injures him, the exercise is awarded 0 points.

### **Bringing a rescue device starting from the boat**

**20 points**

#### Exercise requirements:

- Motorboat and driver.
- Boat with driver and assistant with neoprene suit.
- Life-saving appliance with line

#### Conduct of exercise:

The RHT is in a motorboat. The assistant falls into the water from a boat travelling parallel to the shore 40 m away and simulates drowning. Unaware of this, the driver of the boat continues on his way.

The dog handler throws a life-saving appliance into the water in the direction of the drowning person. At the handler's command the dog jumps into the water, swims to the life-saving appliance, takes hold of the line connected to the life-saving appliance and takes this to the victim, who then holds on to it. The dog then pulls the person with the life-saving appliance to the rescue boat independently. As soon as it is within reach of the boat, an assistant takes the rescued person. The dog handler summons his dog, it swims to him and the handler helps it back into the boat.

### Assessment:

Marks are duly deducted if there are mistakes when picking up and dropping the line or shortcomings when jumping into the water, swimming to the boat or lifting into the boat.

If the dog does not bring the assistant back, the exercise is awarded 0 points.

### **Retrieval of a person starting from the boat**

**60 points**

#### Exercise requirements:

- Motorboat and driver.

- Boat with driver and assistant with neoprene suit.

Conduct of exercise:

The RHT is in a motorboat. The assistant falls into the water from a boat travelling parallel to the shore 40 m away and behaves passively. Unaware of this, the driver of the boat continues on his way.

At the command of the handler, the dog jumps into the water, swims to the person, takes hold of his arm in its mouth and brings it back to the boat independently. As soon as the dog is within range of the boat with the victim, an assistant takes over from there. The dog handler summons his dog, it swims to him and the handler helps it back into the boat.

Assessment:

Marks are duly deducted if the dog does not swim directly to the person, does not swim directly back or displays shortcomings when jumping into the water, swimming to the boat or lifting into the boat.

If the dog does not bring the assistant back or injures him, the exercise is awarded 0 points.

**Transport of an unseaworthy boat**

**40 points**

Exercise requirements:

- Motorboat with driver, weight approx. 1,000 kg.  
An approx. 5 m line with thick ends is fastened to the boat.
- Footbridge.

Conduct of exercise:

The RHT is in a motorboat 40 m away from a footbridge. At the command of the dog handler the dog jumps into the water. The handler puts the line attached to the boat into the dog's mouth. The dog tows the boat to the footbridge. As soon as the boat reaches the footbridge an assistant sees to the mooring. The dog handler summons his dog, it swims to him and the handler helps it back into the boat or onto the footbridge.

Assessment:

Marks are duly deducted if the dog does not swim directly to the footbridge or does not take hold of the line quickly.

If the boat does not reach the footbridge but has covered half the distance, the exercise is marked as unsatisfactory.

If less than half the distance is covered the exercise is awarded 0 points.

The water rescue Level B section is completed when the dog handler signs out and the judge announces the marks.

## **Obedience and Dexterity for RH-W**

## **Section B**

Rescue dogs      Water Test      RH-W      A and B

### **Assessment criteria and total possible points**

Total possible points	100 Points
Exercise 1:      Off leash heeling	10 Points
Exercise 2:      Distance control	10 Points
Exercise 3:      Carrying and handing over the dog	10 Points
Exercise 4:      Retrieval from water, throw from the shore	10 Points
Exercise 5:      Climbing and travelling on a surfboard	10 Points
Exercise 6:      Directability at a distance	10 Points
Exercise 7:      Laying down while distracted	10 Points
Exercise 8:      Distance swimming	20 Points
Exercise 9:      Travelling in a boat	10 Points

### **General rules:**

General safety rules must be follows. All participants in the water or in the boat must wear a neoprene suit or a life vest.

The dog handler must wear a neoprene suit or a life vest and the dog a life vest or suitable marine harness during all exercises in water.

Sign-in and sign-out with the testing judge must take place with dogs on the leash in starting position. Only one single leash and a chain collar are permitted. The choice of commands to perform an exercise is at the discretion of the dog handler, but it must be a short voice command. Using the dog's name together with a command counts as a voice command. Hand signals are only allowed with express permission.

The dog must complete exercises swiftly and willingly. Each exercise begins and ends in the start position. In the start position the dog sits close to the handler, on his left side, oriented directly forward, so that the dog's shoulder is no further forward than the handler's knee. When going from the front position into the start position, the dog may either go directly into the sit position or assume it closely around the dog handler.

Each exercise begins at the command of the judge.

The order of events, in which exercises 1-6 are to be demonstrated by the RHT, is determined by a drawing of lots immediately before the work begins. The dog is to be taken off the leash after the drawing of lots.

Two gunshots (calibre 6-9 mm) have to be fired during the off leash heeling. The dog must be indifferent to the gunshots. Should the dog show any gun-shyness, it will be disqualified from the test. If the dog becomes agitated during the shooting, this will be considered acceptable as long as it remains under the control of its handler. Only a dog that reacts indifferently to gunshots can be awarded full points.

## **Performance rules:**

### **1. Off leash heeling**

**10 points**

#### Exercise requirements:

The attached diagram must be followed for off leash heeling. As a sole exception, depending on local conditions, the judge may change the direction of the angles, which must be the same for all test examinees.

The group must consist of at least four people incl. the 2nd dog handler, and must have two people each with a dog on the leash (dog and bitch). The group moves in a circle in a clockwise direction.

#### Permitted commands:

Either a short voice command or a hand signal for heel, which may be given at the start and again when changing pace.

#### Conduct of exercise:

From the start position, the dog must be attentive to the handler's voice command heel and obey willingly and directly, and heel going to the left side of the dog handler and remaining oriented directly forward, with its shoulder no further forward than the handler's knee.

At the beginning of the exercise the RHT is to take 50 steps at normal pace straight down the middle line without stopping; upon turning around and an additional 10-15 steps at normal pace, the RHT must demonstrate both the running pace and the slow pace for at least ten steps each. Change of pace from running to a slow pace must be achieved abruptly with no steps being taken in between.

The RHT then goes a few steps at normal pace and demonstrates the first corner on a track of 20-25 steps without a change of pace, the second corner on a track of 25-30 steps, turns around, a further 10-15 steps at normal pace and a start position. A further 10-15 steps at normal pace are followed by a corner and 20-25 steps at normal pace back to the middle line and another start position.

From the start position the RHT passes close by the circle of people, starting from the outside and going at normal pace in an anti-clockwise direction so that the dog to be tested directly encounters each of the dogs brought along by the group. The RHT stops once, at which the group continues to move and at least one person passes the RHT.

Making a figure eight, the dog handler then leads his dog through the group at normal pace, stops in the middle and his dog takes up the start position independently. This RHT then leaves the group at normal pace and complete this part-exercise with a start position.

#### Assessment:

Running ahead, straying to the side, lagging behind, slow or hesitant sitting, a dispirited attitude by the dog, and additional voice commands or physical assistance from the handler, will be penalised.

## **2. Distance control**

**10 points**

### Exercise requirements:

#### Permitted commands:

A short voice command for heel, which may be given once each during movement and the concluding start position;

either a voice command and / or a hand signal for each recall;

either a voice command and / or a hand signal for sit;

either a voice command and / or a hand signal for lay down;

either a voice command and / or a hand signal for stay;

#### Conduct of exercise:

From the start position, the dog handler walks in a straight line with his dog heeling off leash. After approx. 10-15 paces the dog must sit immediately in response to the voice command for "Sit" and / or a hand signal, without the dog handler changing pace or looking round. After continuing in a straight line for approx. 40 more paces, the dog handler stops and turns to his dog, which is sitting quietly. Upon a command from the judge, the dog handler recalls his dog with a voice command and / or hand signal. As soon as the dog has covered around half the distance quickly and willingly, the dog handler gives the voice command for "Down" and / or a hand signal, upon which the dog must lay down immediately. On a further command from the judge the dog must stay in response to the voice command for "Stay" and / or a hand signal. On a further command from the judge the dog handler recalls his dog with the voice command for "Come" and / or a hand signal. The dog must come willingly and quickly and sit immediately in front of its handler. On a voice or hand signal the dog must resume the start position.

#### Assessment:

Errors in movement, sitting, laying or staying slowly, agitatedly or too late, coming too slowly and sitting too soon will be duly penalised.

If the dog assumes a position other than the one required, 2 points will be deducted in each instance.

## **3. Carrying and handing over the dog**

**10 Points**

### Exercise requirements:

- Start position: The dog may be picked up from the ground or a higher place.
- A carrying assistant, wearing head and neck protection.

#### Permitted commands:

Either a voice command or a hand signal for the start position, "Come" and "Start position".

#### Conduct of exercise:

From the start position, the dog handler may give a voice command or hand signal to adopt a start position that makes it easier to lift the dog. Distance control between handler and dog is not incorrect.

The handler carries his dog in a straight line for 10 m and hands it to a second person. Whilst the handler stands still, the second person carried the dog another 10 m and sets it on the ground. The dog must stay there until the handler calls it with a voice

command or hand signal on the instructions of the judge. The dog must come quickly and willingly and sit close in front of its handler. On a voice or hand signal the dog must resume the start position.

The dog may show no aggression towards the handler or the assistant. Whilst being carried the dog must be able to move its tail freely.

Assessment:

If the dog is uncooperative, agitated whilst being carried, growls or moves away when set down, this will be duly penalised.

If the dog jumps down, the exercise is awarded 0 points.

Excessive shyness or aggression towards the handler or assistant will lead to disqualification.

**4. Retrieval from water, throw from the shore**

**10 Points**

Exercise requirements:

The exercise must be carried out on a shore area specially selected to ensure that the dog must spend the majority of the exercise in the water but is still easily able to come ashore.

Dog handler's own article, able to float, which he has with him throughout this part of the test.

Permitted commands:

Either a voice command or hand signal for "Fetch" and "Start position";  
a voice command for "Drop".

Conduct of exercise:

The RHT adopts the start position an appropriate distance from the water. From the start position the dog handler throws an item into the water from about 10 paces away. The voice command or hand signal "Fetch" may not be given until the article is floating. Sitting off leash near its handler, upon a voice command or hand signal for "Fetch" the dog must move purposefully towards the object, swiftly retrieve it and fetch it back to its handler equally purposefully. The dog must sit immediately in front of its handler and retain the object in its mouth until, after a brief pause, the handler takes it with the voice command for "Drop". The dog must return to the start position at a voice command or hand signal.

The dog handler may not leave his position during the entire exercise.

Assessment:

Marks will be duly deducted for throwing the article too short a distance, assistance from the dog handler without a change of position, errors in the start position, moving slowly, errors in picking up, returning slowly, dropping the article, playing with or crushing the article, straddle position by the dog handler, and errors in sitting correctly and finishing.

If the dog handler leaves his position before the exercise is completed, it will be marked as unsatisfactory.

If the dog does not fetch, the exercise is awarded 0 points.



## **5. Climbing and travelling on a surfboard**

**10 Points**

### Exercise requirements:

The exercise must be carried out on a shore area specially selected to ensure that the dog can stand up in the water and is easily able to come ashore.

Surfboard.

### Permitted commands:

A voice command and / or a hand signal for "Mount", "Stay" and "Down".

Either a voice command or a hand signal for "Start position".

### Conduct of exercise:

The dog handler takes up the start position at the starting point with his dog. From the start position, on the voice command for "Mount" and / or a hand signal the dog must climb onto the surfboard, without a sail and lying in shallow water. The dog must be able to reach the surfboard without swimming. The handler can help his dog whilst it climbs up by holding the board still.

On the voice command for "Stay" and / or a hand signal, the dog must remain calmly on the surfboard. On the instructions of the judge, the handler pushes the board, with the dog lying on it, in the direction ordered for approx. 20 metres. The dog must behave calmly and remain there until the dog handler orders it to dismount with the voice command for "Down" and / or a hand signal.

At the end of the exercise the handler takes up the start position with his dog on the bank with a voice command or hand signal.

### Assessment:

Unsure mounting or staying are duly penalised.

If the dog leaves the surfboard independently the exercise is marked as unsatisfactory.

If the dog does not climb onto the surfboard the exercise is awarded 0 points.

## **6. Directability at a distance**

**10 Points**

### Exercise requirements:

The exercise must be carried out on a shore area specially selected to ensure that the dog must spend the majority of the exercise in the water but is still easily able to come ashore.

Two boats or surfers 40 m apart and from the bank.

### Permitted commands:

A voice command and hand signal for swimming to each of two points;

a voice command for Come;

either a voice command or a hand signal for Start position.

### Conduct of exercise:

The dog handler takes up the start position at an appropriate distance from the water with his dog off the leash. At the judge's command, without changing position, the handler sends his dog to the first specified point with a voice command and a hand signal. The dog must stay at the point to which it has swum until the handler sends it to the second specified point with a voice command and hand signal.

The order in which both points are to be approached is determined by the judge at the beginning of the exercise.

The dog is to be recalled to the dog handler with the voice command for “Come” or a hand signal, and must sit closely in front of him. At a voice command for “Start position” or a hand signal, the dog is to assume the start position.

Assessment:

Marks are duly deducted for hesitation in moving to a specified point, straying markedly from the ideal line, lack of reference to a marker or leaving a specified point independently, handler assistance such as multiple commands or errors in completion of the exercise.

If the sequence of marked areas stipulated by the judge is not followed or the dog handler leaves his position, the exercise will be marked as unsatisfactory.

**7. Laying down while distracted**

**10 points**

Exercise requirements:

Two marked places for dog and bitch.

Permitted commands:

A voice command for “Down”;

either a voice command or a hand signal for “Sit up”.

Conduct of exercise:

Before the second dog begins work the dog handler assumes the start position with his dog off leash at a place specified by the judge. At the judge’s command he orders his dog to “Lay down” with a voice command, leaving no objects near it. The dog handler now goes to a second place at least 40 paces away, as specified by the judge, and stands still facing the dog. The dog must lay quietly without any intervention by the handler, whilst the first dog demonstrates exercises 1 to 6.

Whilst the other dog does the off leash heeling, the dog handler goes alone to the group of people and then returns to his original place.

At the judge’s command the handler is to go to his dog and stand to the right of it. At the further command of the judge, the handler gives the voice command for “Sit up” or a hand signal. The dog must quickly sit up straight.

Assessment:

Marks are duly deducted if the dog lays in an agitated manner, stands / sits up too soon or comes to meet the handler when being collected, and for agitated behaviour by the handler or other covert assistance.

The exercise will be assessed as unsatisfactory if the dog stands or sits instead of laying down but stays in its place. If the dog moves more than 3 metres away from its place once the dog on show has completed the fourth exercise, a part-assessment is carried out.

If the dog moves more than 3 metres away from its place before the fourth exercise has been completed, the exercise will be awarded 0 points.

**8. Distance swimming**

**20 Points**

Exercise requirements:

Motorboat and driver.

Permitted commands:

A voice command and / or a hand signal for “Jump into the water”;

A voice command and / or a hand signal for “Swim forward” / “At a distance”;

A voice command and / or a hand signal for “Follow”;

A voice command and / or a hand signal for “Swim forward” / “Come to handler”;

Conduct of exercise:

The RHT is in a motorboat. It should be disciplined in manner, although start position is not necessary.

At a voice command and / or hand signal the dog jumps from the stationary boat into the water. The handler sends his dog away from the boat, which then starts up. The boat travels approx. 10 m in front of the dog, so that it can be monitored continuously. At a voice command / or hand signal the dog follows the boat. It must calmly swim a distance of 600 m. The boat then stops, the handler summons his dog with voice commands and / or hand signals, it swims towards him and is helped back into the boat by the handler.

Assessment:

Agitated, uneven swimming and shortcomings when jumping into the water, swimming to the boat and being lifted into the boat will be duly penalised.

If the dog demonstrates inadequate fitness, the exercise is to be terminated and 0 points awarded.

**9. Travelling in a boat**

**10 Points**

Exercise requirements:

Motorboat and driver.

Permitted commands:

A voice command and / or a hand signal for “Get in”;

A voice command for “Stop”;

Either a voice command or a hand signal for “Start position”.

Conduct of exercise:

The dog handler and dog assume start position an appropriate distance from the boat. The dog climbs, jumps or is lifted into the boat. During transportation the dog must behave in a calm and composed manner. After the ride the dog handler disembarks with his dog and orders him into start position with the voice command “Start position”.

Assessment:

Unconfident behaviour will be duly penalised.

The exercise is awarded 0 points if the dog does not get in or out purposefully, or if the dog is uncooperative when being lifted in or out.

The Obedience and Dexterity Section B is completed when the dog handler reports to the judge and signs out and the judge announces the marks.

If the Water Test Section A is to be conducted subsequently, the dog must be able to rest for at least one hour.

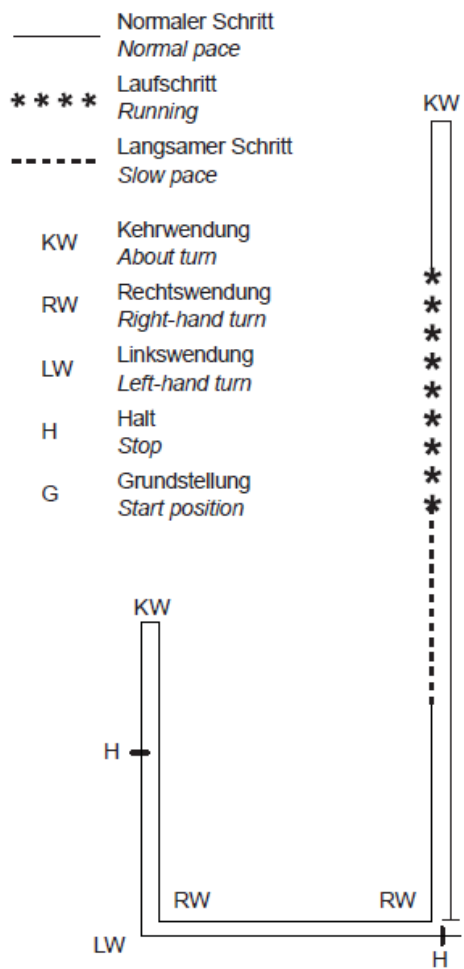
## **Addendum**

### **General abbreviations**

FCI	Fédération Cynologique Internationale (International Canine Federation)
IRO	Internationale Rettungshunde Organisation (International Rescue Dog Organisation)
FCI-LAO	Landesorganisation der FCI (National Organisation of the FCI)
IRO-NRO	Nationale Rettungshundeorganisation der IRO (National Rescue Dog Organisation of the IRO)
IPO-R	Internationale Prüfungsordnung für Rettungshunde (International Testing Standards for Rescue Dogs)
RH-F	Rettungshunde-Fährtenprüfung (Rescue Dog Tracking Test)
RH-FL	Rettungshunde-Flächenprüfung (Rescue Dog Area Search Test)
RH-T	Rettungshunde-Trümmerprüfung (Rescue Dog Rubble Search Test)
RH-L	Rettungshunde-Lawinenprüfung (Rescue Dog Avalanche Test)
RH-W	Rettungshunde-Wasserprüfung (Rescue Dog Water Test)
U+G	Obedience and dexterity for tracking, area search and rubble search tests
U+G-L	Obedience and dexterity for avalanche tests
U+G-W	Obedience and dexterity for water tests
HZ	Voice command
SZ	Hand signal
PR	Rescue dog judges
PL	Test Organising Officer
HF	Dog handler
RHT	Rescue dog team

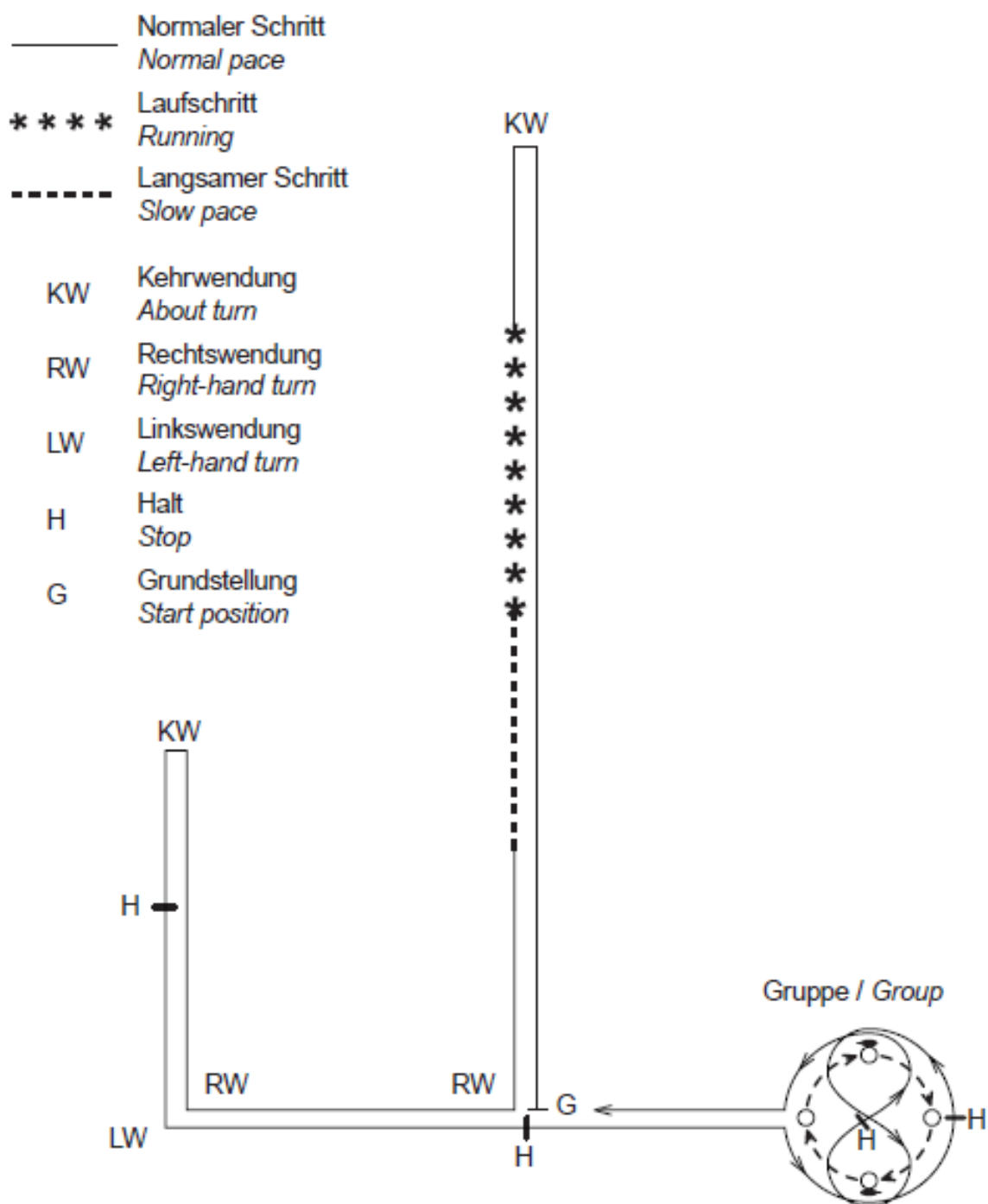
# Scheme 1: Off Leash Heeling

# Suitability Test



## Scheme 2: Off Leash Heeling

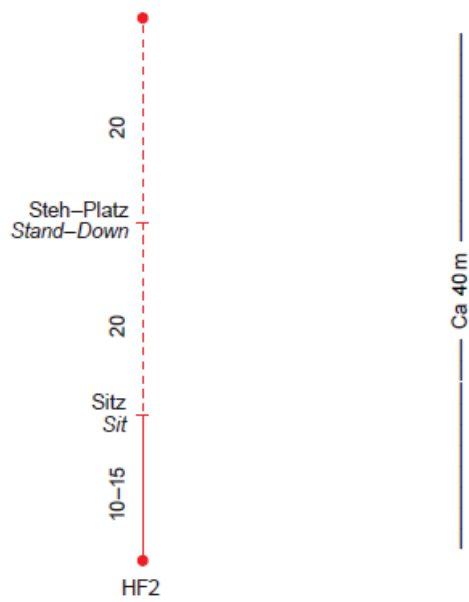
Level A and B



**Achtung:** Das Schema ist abhängig von den Platzverhältnissen. Es kann nach der Kehrtwendung auch zuerst eine Linkswendung und anschließend eine Rechtswendung verlangt werden.

**Attention:** The scheme is depending on the locality. It is also possible to ask after about turn the first for a left-hand turn and then for a right-hand turn.

### Scheme 3: Control at a Distance



### Scheme 4: Directability at a distance

